



CHIAYI 2  
THE WORLD UNIVERSITY  
CHAMPIONSHIPS



# FISU WORLD UNIVERSITY CHAMPIONSHIPS

## 2018 STATISTICS



FÉDÉRATION  
INTERNATIONALE  
DU SPORT  
UNIVERSITAIRE

INTERNATIONAL UNIVERSITY SPORTS FEDERATION  
QUARTIER UNIL-CENTRE | BÂTIMENT SYNATHLON  
CH-1015 LAUSANNE | SWITZERLAND  
TEL: +41 21 692 64 00



FISU@FISU.NET / WWW.FISU.NET / WWW.FISU.TV

DEPARTMENT  
WORLD UNIVERSITY  
CHAMPIONSHIPS  
RELEASE DATE  
09 / 2020

# FISU WORLD UNIVERSITY CHAMPIONSHIPS 2018 STATISTICS

PUBLISHED BY



## **FISU**

### **International University Sports Federation**

Quartier UNIL-Centre

Bâtiment Synathlon

CH - 1015 Lausanne | Switzerland

Tel + 41 (0)21 692 64 00

**[www.fisu.net](http://www.fisu.net) | [www.fisu.tv](http://www.fisu.tv)**

## **Contact**

World University Championships Department

**[championships@fisuzh.ch](mailto:championships@fisuzh.ch)**

Photos©FISU Archives

This document is not for public distribution  
and remains the property of FISU



# TABLE OF CONTENTS

Welcome Message .....	5
<b>SECTION 1 : GENERAL STATISTICS .....</b>	<b>7</b>
Growth of participation in the World University Championships .....	8
Continental distribution of the World University Championships .....	9
Number of participations in the World University Championships .....	10
Number of participations in the World University Championships .....	12
Participants per Country in 2018 .....	14
<b>SECTION 2 : STATISTICS BY SPORT .....</b>	<b>23</b>
American Football .....	24
Badminton .....	25
Baseball .....	26
Beach Volleyball .....	27
Boxing .....	28
Bridge .....	29
Canoe Slalom & Wildwater .....	30
Canoe Sprint .....	31
Cheerleading .....	32
Chess .....	33
Cross Country .....	34
Cycling .....	36
Equestrian .....	37
Floorball .....	38
Futsal .....	40
Golf .....	42
Handball .....	44
Karate .....	46
Sailing .....	47
Modern Pentathlon .....	48
Muaythai .....	49
Netball .....	50
Orienteering .....	52
Rowing .....	54
Rugby Sevens .....	55
Sambo .....	56
Shooting Sport .....	57
Ski Orienteering .....	58
Speed Skating .....	59
Sport Climbing .....	60
Squash .....	61
Softball .....	62
Taekwondo .....	63
Triathlon .....	64
Waterski .....	65
Weightlifting .....	66
Wrestling .....	67
Wushu .....	68

# FISU WORLD UNIVERSITY CHAMPIONSHIPS



## Welcome Message

Heading towards its 70th anniversary, FISU added to its history like never before in 2018. 6,792 university athletes – the most ever – took part in no fewer than 32 FISU World University Championships (WUC) for which FISU remains ever grateful to all who helped bring the events to life.

Four new sports saw their championship debuts: Cheerleading, Modern Pentathlon, Muay Thai and Wushu. Together, the successful combination of established and newer sports paved the way for what we expected would be an even bigger and better delivery on behalf of university athletes in 2020. Little did we know what would follow.

The absence of FISU competition in 2020 has put into even clearer perspective just how much was achieved in 2018. To read the excellent statistics handbook for the 2018 WUCs is to count blessings. I hope you will also enjoy this taste of the rich experiences that such a wide range of sporting opportunities provided.

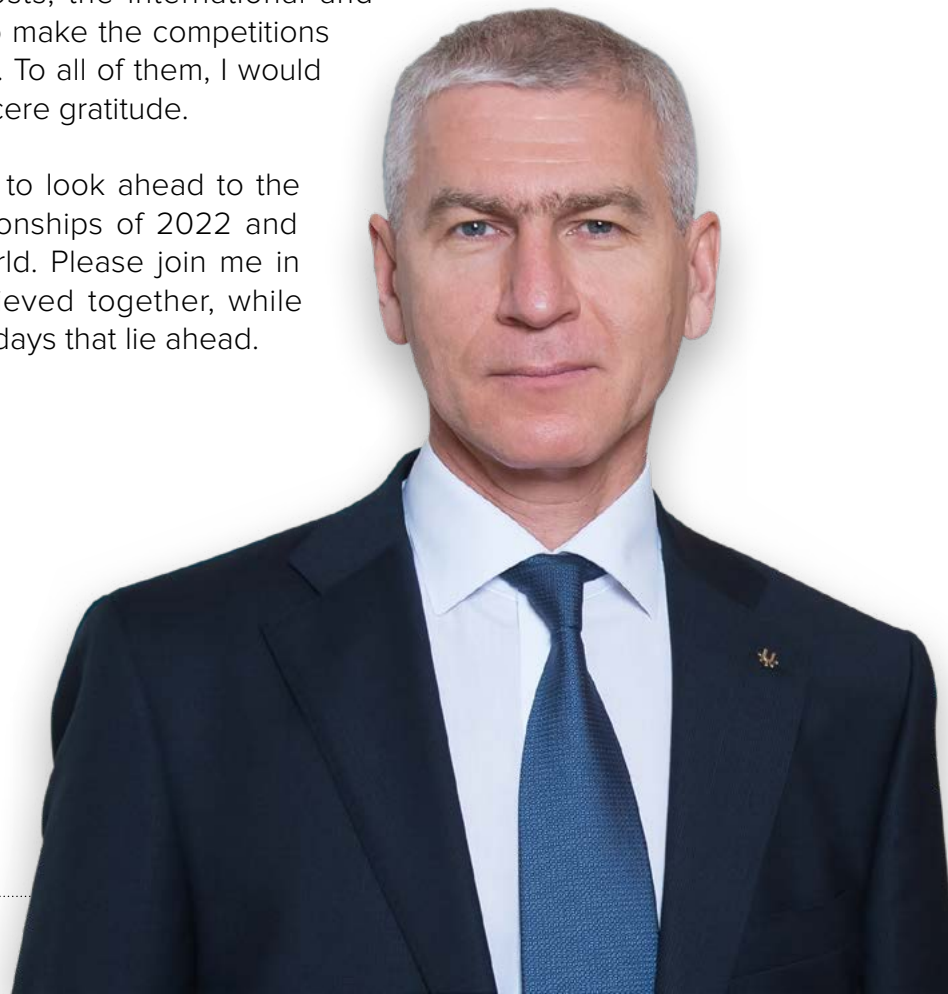
Delivering so many events in 2018 is proof of a shared belief in the power of international university sport to create peak and pivotal moments in the lives of the young leaders who compete and who help make the events happen. This belief is clearly shared not just by our national university sports federations, but our hosts, the international and national sports federations who make the competitions possible, and also our partners. To all of them, I would like to reiterate FISU's most sincere gratitude.

Looking back, we are inspired to look ahead to the FISU World University Championships of 2022 and hopes of a post-Pandemic world. Please join me in cherishing what we have achieved together, while looking forward to the brighter days that lie ahead.

Best wishes,



Oleg Matytsin  
FISU President

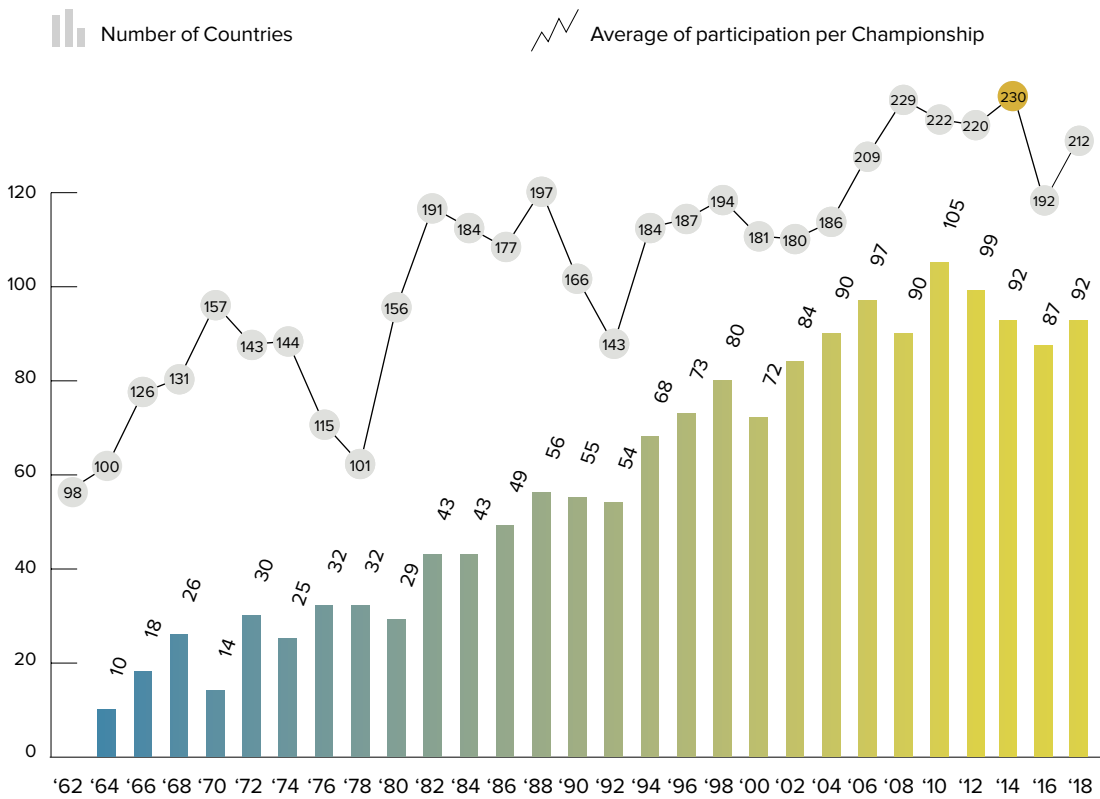
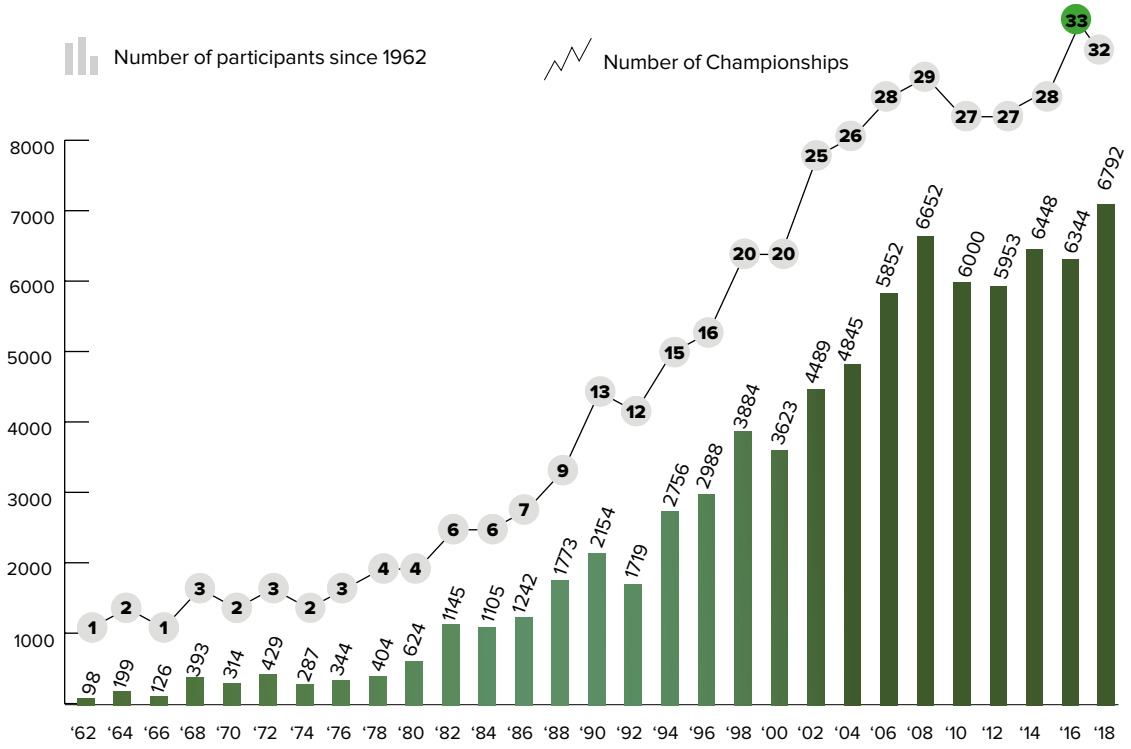






**SECTION 1**  
GENERAL STATISTICS

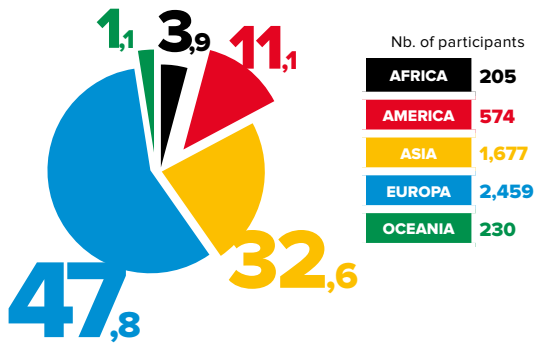
## Growth of participation in the World University Championships



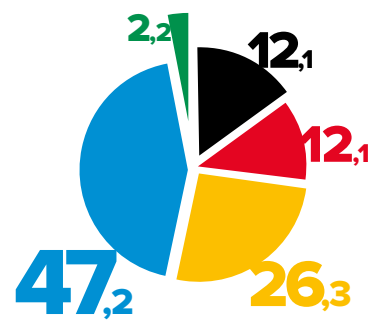


## Continental distribution of the World University Championships

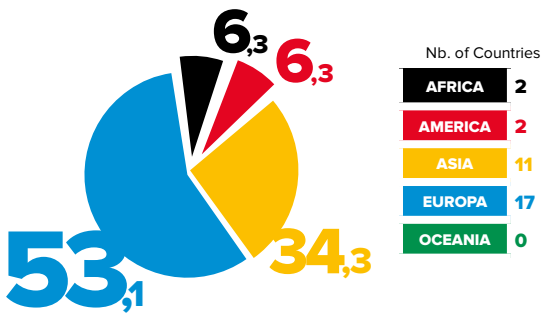
% participation per continent - 2018



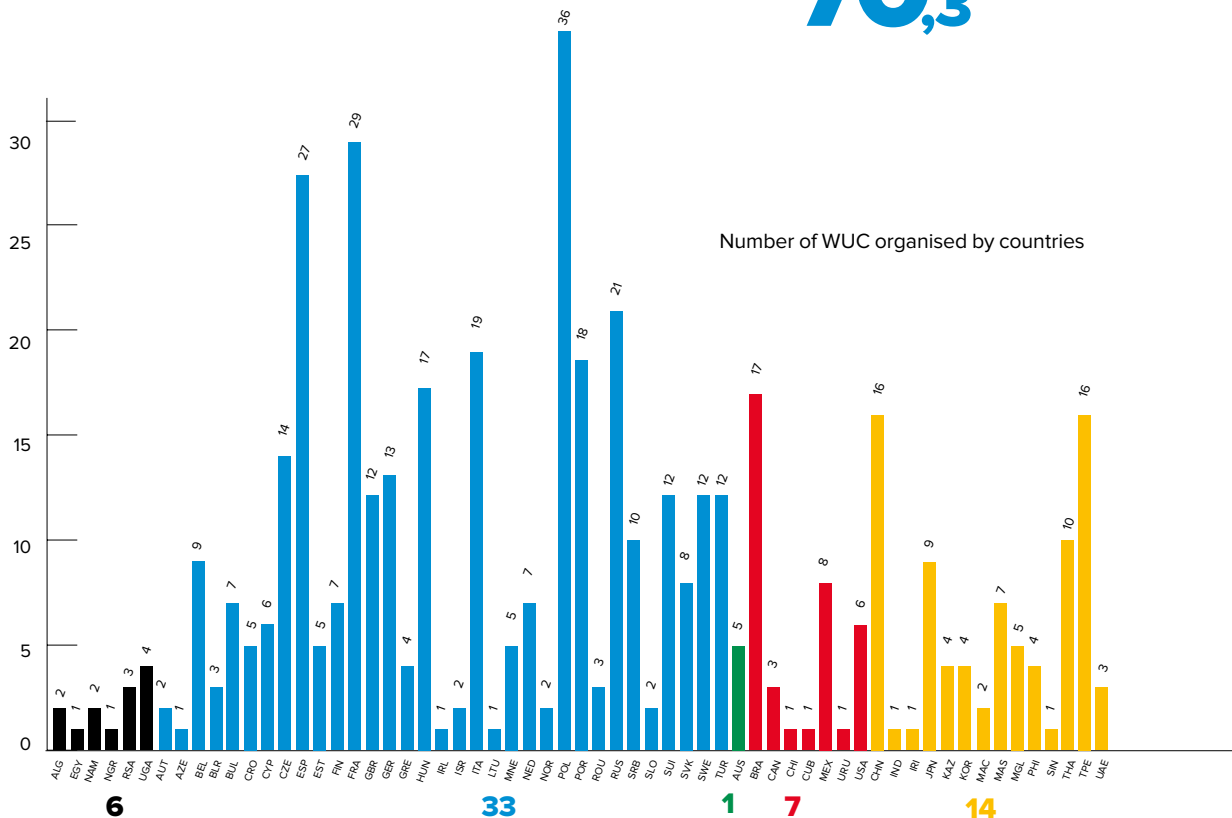
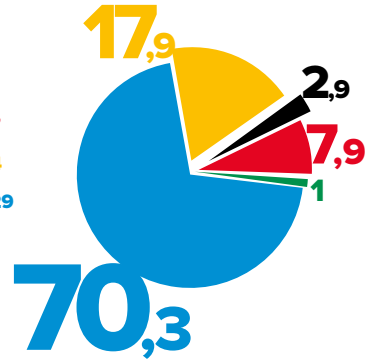
% Number of countries per continent - 2018



% Continental distribution of WUC - 2018



% Continental distribution of WUC - Total



## Number of participations in the World University Championships

AFRICA		'18	'16	'14	'12	'10	'08	'06	'04	'02	'00	'98	'96	'94	'92	'90	'88	'86	'84	'82	'80	'78	'76	'74	'72	'70	'68	'66	'64
ALG	1	1	3		3	3	2	2	1	2	4	3	2	4	3	1		2			2		1						
ANG	2				1						1	1																	
BDI	3			1					1																				
BEN	4					1		2							1												1		
BOT	5	1			1	1		1							1														
BUR	6						1									1													
CAF	7				1																								
CGO	8							1									1			2									
CIV	9							1		1			2		1			1											
COM	10	1																	1										
COD	11			1							1																		
EGY	12	2	2	4	2		2	1	1	2						2	1	1		1									
ETH	13												1																
GAB	14				1	1																							
GHA	15			1				1																					
GUI	16						1																						
KEN	17	1		1	1	1							2																
LBA	18				1	1	1	1								1			1										
MAD	19										1	1		1							1								
MAL	20															2		1											
MAR	21	2	2	2		2	1	3	2	1	1	2	1	1			1	1											1
MAW	22											1																	
MLI	23												1																
MRI	24			1		1								1															
NAM	25	1	2	1	2																								
NGR	26					2		1										1											
RSA	27	9	7	5	11	5	10	10	6	7	5	6	6	5	2														
RWA	28			1																									
SEN	29										1	1					1						1		1				
SEY	30					1																							
SOM	31																	1											
SUD	32					1										1	1					1							
TAN	33			1		1																							
TOG	34											1																	
TUN	35					1		1	1		2	1							1	1		2			1				1
UGA	36	3	2	3	2	1		1					1		1						1								
ZAI	37																1	1											
ZAM	38	1				1																							
ZIM	39	1			1								1					1		1									
300	=	23	18	22	27	24	18	26	12	14	15	18	16	12	6	11	9	5	5	6	0	5	1	1	2	0	0	0	2

AMERICA		'18	'16	'14	'12	'10	'08	'06	'04	'02	'00	'98	'96	'94	'92	'90	'88	'86	'84	'82	'80	'78	'76	'74	'72	'70	'68	'66	'64	
AHO	1								1																					
ARG	2	7	5	2	3	2	1		1		4	1						1	1				1							
BAH	3							1																						
BAR	4									1																				
BER	5	1													1															
BOL	6		1						1			1								1										
BRA	7	9	2	17	13	9	7	5	5	5	9	11	7	5	2	3	2	3	4	2	1	1	2					1		
CAN	8	12	13	12	15	14	19	14	12	14	10	8	5	4	5	5	5	2	2	5	2				1					
CHI	9	4			4	2	2	1	3	1	1	2				1		2		2			1							
COL	10	1	2		3	2		1		1				1							1									
CRC	11	3	4	2	3	4	3	1		1	1	1	1	1		1	1													
CUB	12				1	3	1	1		1		1			1		1									1				
DOM	13		1					1									1					1								
ECU	14				2	1	1		1			1			1	1														
ESA	15					2		2		1						1														
GUA	16		1		1	1	1	1	2	2	2	1						1												
HAI	17												1																	
HON	18							1		1																				
ISV	19		1	1		1																								
JAM	20		2		1					1						1														
MEX	21	7	7	13	9	4	5	5	3	7	4	6	2	1	3	3		1	1	2	2	3	1							
NCA	22					8		1																						
PAN	23					1								1			1													
PAR	24				2	1	2			1									1	1				1						
PER	25	1			2	2	1	1	1	3	2	1	1	1	1		1	1												
PUR	26							1	1	1																			1	
SUR	27			1																										
TRI	28		1						1	1																				
URU	29	2	4	2	2	2	2	1										2	1	1			1							
USA	30	14	13	11	14	16	14	16	17	14	8	9	7	6	4	8	4	5	3	4	4	3	1	1	2		2			
VEN	31					2	1	1	1	1	1		1				1	1		1					1					
828	=	61	57	61	75	77	60	55	50	57	41	42	25	21	17	24	17	19	15	17	10	8	8	1	4	1	4	0	0	



## Number of participations in the World University Championships

		ASIA																												
		'18	'16	'14	'12	'10	'08	'06	'04	'02	'00	'98	'96	'94	'92	'90	'88	'86	'84	'82	'80	'78	'76	'74	'72	'70	'68	'66	'64	
AFG	1	1			1				1						1															
BRU	2	1																												
BAN	3			1					1		1																			
CAM	4									1															1					
CHN	5	21	22	16	14	14	16	15	12	9	7	7	6	4	3		2	2	5			1								
HKG	7	6	5	5	3	7	3	8	5	6	3	3	2	1	2															
INA	8	1		2	1	4	4	4	3		1			1		1		1						1						
IND	9	5	5	3	2	3	1	1	1	2	1		1																	
IRI	10	3	3	3	2	6	4	3	7	2	4	3	4	1		1	1						1							
IRQ	11					1																								1
JOR	12								1			2	1			1		3	1	1										
JPN	13	25	25	23	18	18	17	21	16	17	15	13	9	9	6	7	5	4	5	5	2	4	2	1	1		1	1		
KAZ	14	5	3	4	7	6	8	6	6	2	1	4	5	3																
KGZ	15	2	3	2	3	2	2	3	1																					
KOR	16	12	13	11	8	9	7	8	10	8	4	5	6	5	2	4	3	3	4	3	3	1	1							
KSA	17	2			5											1	1	1												
KUW	18			1	2		1			1		1		1		1	1													
LAO	19			1					1	1																				
LBN	20	1	3	1	3	1	1	2	1								1	1	2	1	1									
MAC	21	1	1			2	1		1	1	2	4	2																	
MAS	22	9	10	10	7	1	6	3	1		2		1		1															
MGL	23	3	10	10	5	4	4	4	4	3	3		3	2	1		1													
NEP	24	4	1	2	2					1	1							1												
OMA	25	1	1	4	2	3	1																							
PAK	26		1	1				1	2																					
PHI	27	4	2	2	2	1		3	1	1		1	1																	
PRK	28								1				1														1		1	
SGP	29	9	4	5	3	5	3	1	1	1		1																		
SRI	30	8	4	4	3	2	1	2	2	1					1															
SYR	31					1	1	1											1											
THA	32	8	8	6	5	5	3	6	7	7	1	1			1								1							
TJK	33	1		1	3	1	1	1		2	2	1																		
TKM	34				1		1		1				1																	
TPE	35	12	14	15	11	15	12	16	14	13	9	10	7	7	7	5		1						1						
UAE	36		1	1	2	1	1	1																			1			
UZB	37		2	1	1		1	2	2		1	2																		
VIE	38					1		2				1	1	1		2	1													
<b>1,389</b>	<b>=</b>	<b>145</b>	<b>141</b>	<b>135</b>	<b>113</b>	<b>112</b>	<b>101</b>	<b>114</b>	<b>103</b>	<b>80</b>	<b>58</b>	<b>60</b>	<b>51</b>	<b>36</b>	<b>25</b>	<b>23</b>	<b>16</b>	<b>16</b>	<b>18</b>	<b>10</b>	<b>6</b>	<b>6</b>	<b>5</b>	<b>3</b>	<b>2</b>	<b>2</b>	<b>2</b>	<b>3</b>	<b>0</b>	

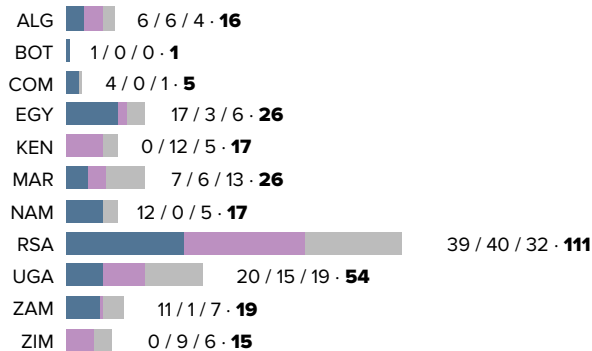
		OCEANIA																												
		'18	'16	'14	'12	'10	'08	'06	'04	'02	'00	'98	'96	'94	'92	'90	'88	'86	'84	'82	'80	'78	'76	'74	'72	'70	'68	'66	'64	
AUS	1	21	16	11	12	12	14	6	11	6	7	9	8	8	4	4	5	3	3	2	1									
FJI	2			1								1																		
GUM	3				1	1																								
NZL	4	8	8	3	8	5	9	5	9	5	2	1		1	1					1										
<b>233</b>	<b>=</b>	<b>29</b>	<b>24</b>	<b>15</b>	<b>21</b>	<b>18</b>	<b>23</b>	<b>11</b>	<b>20</b>	<b>11</b>	<b>9</b>	<b>11</b>	<b>8</b>	<b>9</b>	<b>5</b>	<b>4</b>	<b>5</b>	<b>3</b>	<b>3</b>	<b>3</b>	<b>1</b>	<b>0</b>	<b>0</b>	<b>0</b>	<b>0</b>	<b>0</b>	<b>0</b>	<b>0</b>	<b>0</b>	



EUROPE		'18	'16	'14	'12	'10	'08	'06	'04	'02	'00	'98	'96	'94	'92	'90	'88	'86	'84	'82	'80	'78	'76	'74	'72	'70	'68	'66	'64	
ALB	1				1			1							1															
AND	2				1	1	1																							
ARM	3	2	3	2	1	1	1		1					1																
AUT	4	12	13	8	10	11	14	12	10	12	13	11	7	10	8	10	8	5	4	3	3	3	1	1	3	1	1	1		
AZE	5	2	2	2	3	2	4	3	2			3	2	3	1															
BEL	6	8	7	5	10	7	10	9	10	6	13	12	13	10	10	13	7	5	2	5	4	5	2	2	3		2	1	1	
BIH	7	1			1	1	1	2	2	1					1															
BLR	8	10	6	9	4	4	8	5	3	3	3	3	2	1																
BUL	9	2	3	3	4	4	6	5	2	4	4	6	2	6	5	6	4	2	4	3	2	3	1	1	1	1	1	1	1	
CRO	10	4	1	3	5	4	7	9	12	8	6	10	8	3																
CYP	11	4	3	2	3	3	2	1	2	4	5	4	3	2	1	1	1													
CZE	12	22	19	18	16	13	21	18	13	16	14	13	8	6	6	5	3	2	2	3	1		1	2	3	1	1	1	1	
DEN	13	3	3	2	3	3		3	2	2	2	1	1	1			1		1	1	1	1	1	1	1					
ESP	14	11	9	10	10	12	11	6	8	7	9	8	7	4	8	8	3	1	3	2	2	2	2	2	1		2		1	
EST	15	9	8	7	9	9	9	9	7	9	6	3	2	3	2															
FIN	16	10	12	14	12	8	11	7	10	8	6	8	8	6	5	5	3	3	5	3	2	1	1				1	1		
FRA	17	19	22	16	17	18	21	18	18	21	17	17	11	12	8	9	7	5	6	4	2	3	2	2	3		3	1	1	
GBR	18	8	18	11	13	19	20	19	14	15	12	10	9	8	7	11	7	5	4	3	4	4	1	1	2		1	1		
GDR	19															4	1												1	
GEO	20		2	2	2	1	1	1	2	1	2	3	1	2																
GER	21	16	18	15	19	17	19	18	18	18	15	13	11	13	10	9	7	5	6	6	4	3	3	2	3	1	2	1	1	
GRE	22	2	1		1	2	7	5	4	2	5	3	4	5	2	4		1				1	1							
HUN	23	13	14	12	10	11	13	13	12	13	13	12	6	9	6	5	4	2	4	2	3	2				1		1		
IRL	24	4	6	5	10	7	12	8	9	8	6	6	4	6	4	6	3	1	1	2	2				1					
ISL	25			1												1				1				1						
ISR	26	4	4	4	5	7	3	1	4	4	5	6	3	2	2	2	1		1	3			1		3	1	2			
ITA	27	12	12	12	12	15	18	19	16	15	10	9	10	10	7	8	6	6	6	3	3	3	2	2	2	1	2	1		
KOS	28	1																												
LAT	29	4	8	2	2	3	4	4	4	2	1	2	1	6	4															
LIE	30											1				1		1												
LTU	31	4	7	4	3	6	9	6	3	2	2	4	1	2	1															
LUX	32	1	2	2	2	1	2	3	4	3	1	1	1	4		1	1	1					1	1	2		1			
MDA	33	2	4	5	5	5	6	1	3	6		2																		
MKD	34		2	1	2	1	3	1	1					1																
MLT	35	1						1									1						1				1			
MNE	36		1	1	1	3	4																							
MON	37	1	1	1		1					1		1																	
NED	38	8	7	5	4		12	9	9	10	12	12	6	7	8	8	4	3	4	3	2	1	2	1	1		2	1	1	
NOR	39	4	7	7	6	7	6	4	3	3	5	4	4	3	1	4	1	1	2	2	1	2			1	1		1		
POL	40	22	19	17	21	21	19	15	17	15	13	14	10	11	7	7	6	3	5	2	3	2	1	2	3		2	1		
POR	41	5	7	5	6	6	7	3	1	5	3	6	4	3	3	2	2	3	2	1					1		1	1	1	
ROU	42	2	5	8	8	3	5	1	5	4	5	6	4	5	4	4	2	1	1	1		1	1	2	3	1	1			
RUS	43	15	16	19	15	12	15	16	17	11	13	13	11	10	7	9	5	5	4	4	2	4	1	2	2	1	1	1		
SLO	44	9	11	11	5	4	9	8	10	8	5	6	6	8	1															
SMR	45	1										2	1	1		3	2													
SRB	46	5	7	6	6	9	11	12	7	9	5	4	6	6		5	6	4	2	2	1	2	2	2	3					
SUI	47	16	16	14	13	11	17	15	13	16	15	13	10	12	8	10	8	3	4	4	4	4	4		1	2				
SVK	48	12	16	13	10	14	13	11	7	10	8	6	8	5																
SWE	49	6	9	10	8	7	8	9	7	5	7	5	4	4	5	4	2	1	2	2	2	2	1	1	2	3		1	1	1
TUR	50	6	5	10	8	6	11	10	14	10	8	7	4	3	2	3	2	1	2	1		1			1	1	1			
UKR	51	7	4	6	8	9	9	13	9	6	7	11	5	4																
4,811	=	310	340	310	314	310	390	333	316	302	280	277	212	216	144	168	108	70	77	66	48	50	28	31	48	11	29	15	8	

## Participants per Country in 2018

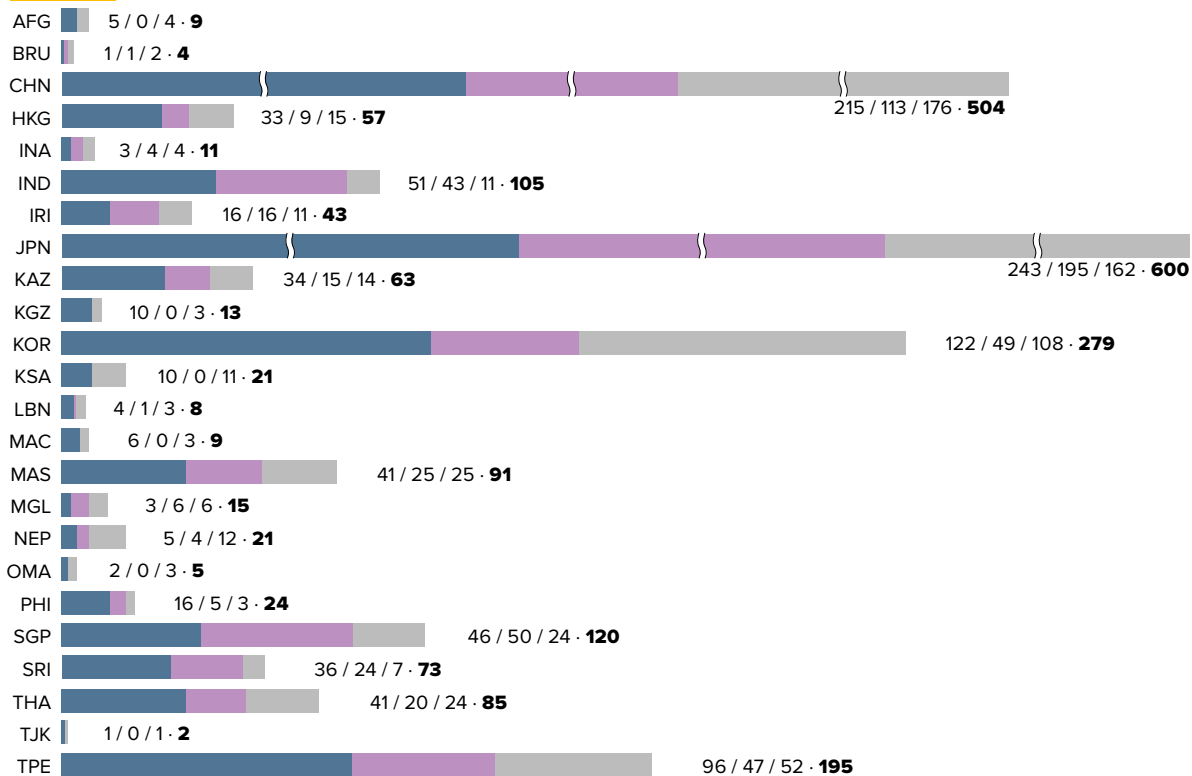
### AFRICA



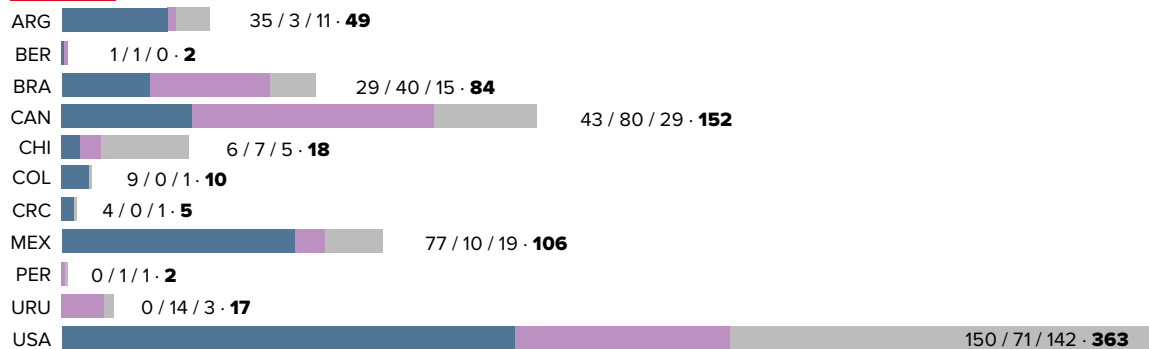
### LEGEND

- Male Athletes
- Female Athletes
- Officials

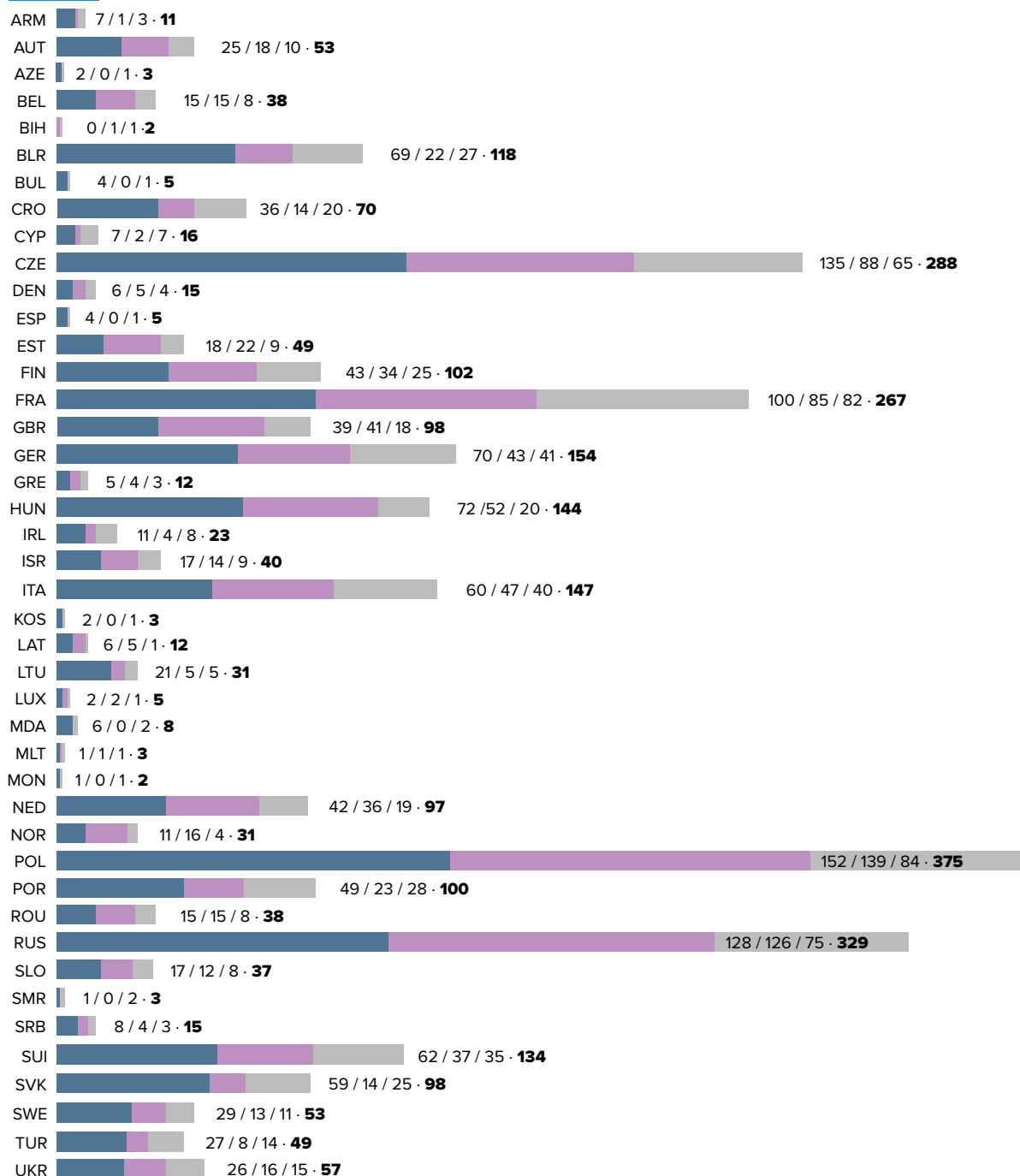
### ASIA



### AMERICA



EUROPE

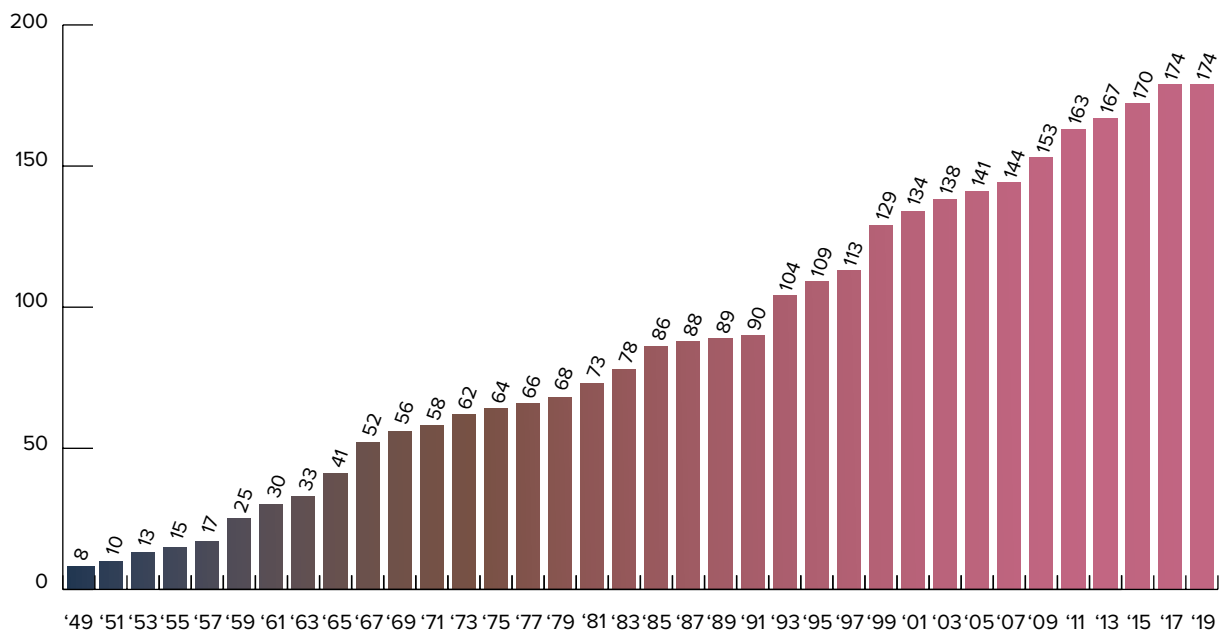
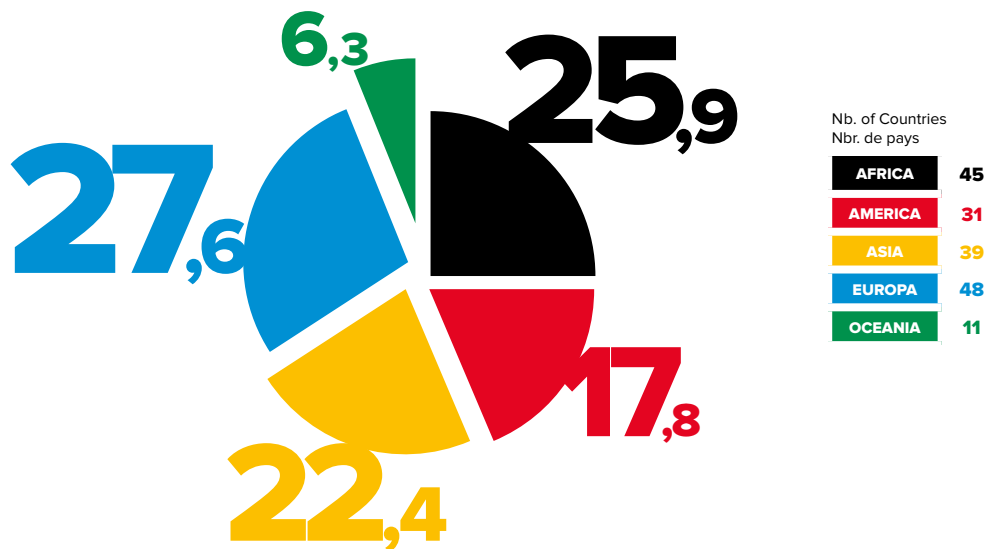


OCEANIA



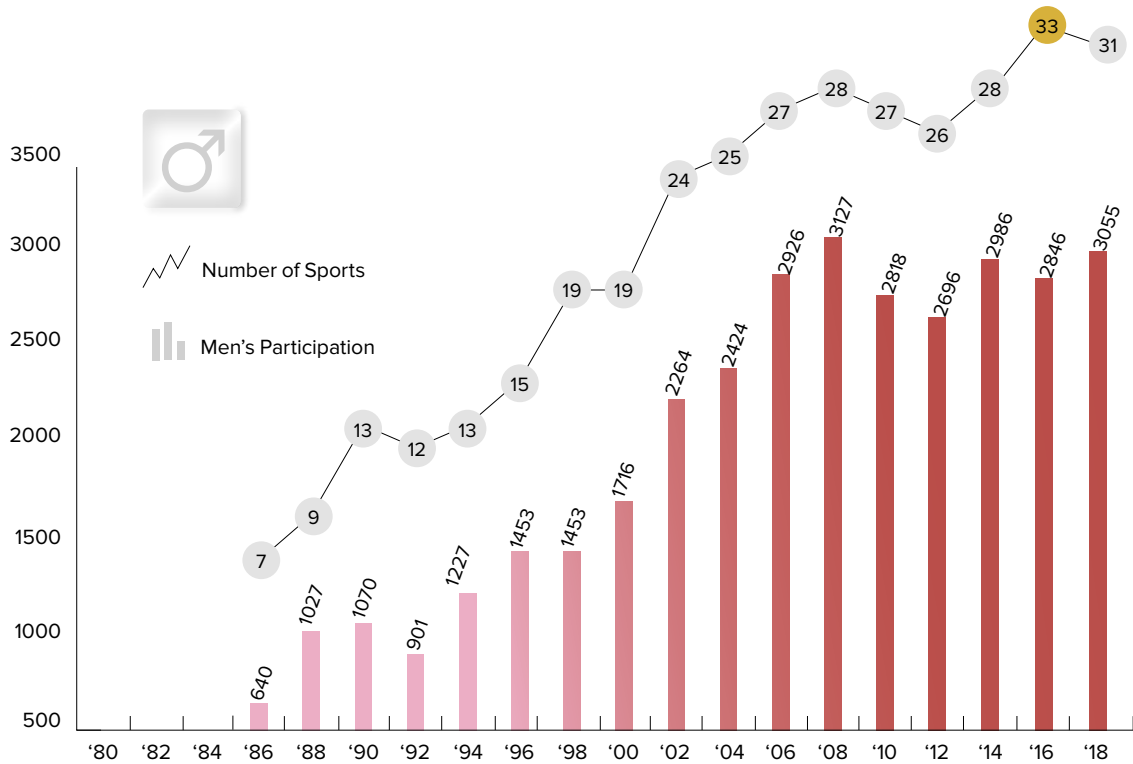
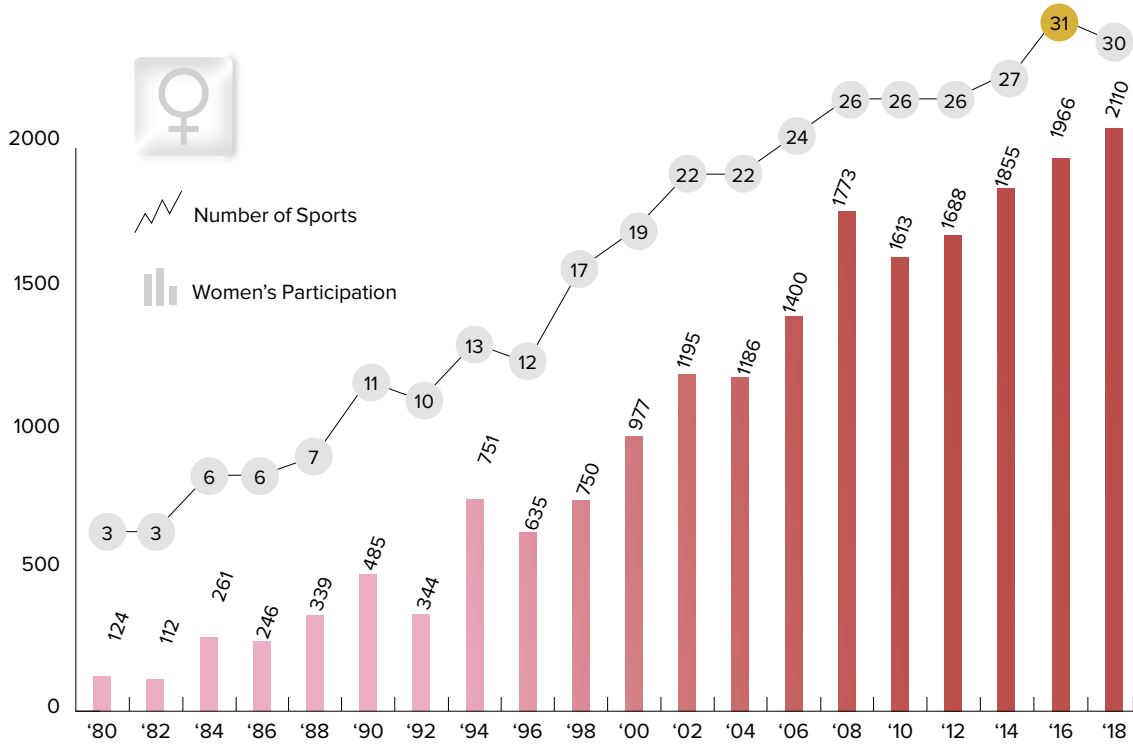
## Number of FISU Member Associations

% Member Associations per continent





## Women's and Men's Participation



Number of Participants per Sport per Country in the WUC 2018

	American Football	Badminton	Baseball	Beach Volleyball	Boxing	Bridge	Canoe Sprint	Cheerleading	Chess	Cross Country	Cycling	Floorball	Futsal	Golf	Handball	Karate
<b>AFRICA</b>										12						
<b>ALG</b>																
<b>BOT</b>																1
<b>COM</b>						4										
<b>EGY</b>															14	
<b>KEN</b>																
<b>MAR</b>										12						
<b>NAM</b>																
<b>RSA</b>				4					12		4			3		10
<b>UGA</b>									4							
<b>ZAM</b>																
<b>ZIM</b>																
<b>AMERICA</b>																
<b>ARG</b>				4					2	0			14			
<b>BER</b>																
<b>BRA</b>		1							9	1					14	6
<b>CAN</b>		8		4			7	21		11			14			
<b>CHI</b>				4												2
<b>COL</b>																
<b>CRC</b>										2	1					
<b>MEX</b>	55						4							6		
<b>PER</b>									1							
<b>URU</b>															14	
<b>USA</b>	46	6	22	8				22								8
<b>ASIA</b>																
<b>AFG</b>					5											
<b>BRU</b>																
<b>CHN</b>	65	11		4		18	6	32	5	6	18		14	6		10
<b>HKG</b>			22											6		3
<b>INA</b>																
<b>IND</b>		12					21		8							
<b>IRI</b>																18
<b>JPN</b>	46		22	8	7	6	23	101		12	15	36		6	28	19
<b>KAZ</b>					4								28			
<b>KGZ</b>					7											
<b>KOR</b>	39	12	22					18			7			6	28	4
<b>KSA</b>				2												8
<b>LBN</b>																
<b>MAC</b>																
<b>MAS</b>		12												6		8
<b>MGL</b>								3								
<b>NEP</b>		2														
<b>OMA</b>										2						
<b>PHI</b>		6												5		
<b>SGP</b>		12		4								40				
<b>SRI</b>		12		6					1	4						8
<b>THA</b>		11				6		2					14			
<b>TJK</b>					1											
<b>TPE</b>		12	22	2	11			24						6	14	14



	Modern Pentathlon	Muaythai	Netball	Orienteering	Rowing	Rugby Sevens	Sailing	Shooting Sport	Ski Orienteering	Speed Skating	Sport Climbing	Squash	Triathlon	Weightlifting	Wrestling	Wushu	Total Participants	Total WUC Participated	
<b>AFRICA</b>	<b>ALG</b>																12	1	
	<b>BOT</b>																1	1	
	<b>COM</b>																4	1	
	<b>EGY</b>	6															20	2	
	<b>KEN</b>			12														12	1
	<b>MAR</b>		1															13	2
	<b>NAM</b>						12											12	1
	<b>RSA</b>			12		5	24						5					79	9
	<b>UGA</b>			12			12						7					35	4
	<b>ZAM</b>						12											12	1
	<b>ZIM</b>			11														11	1
	<b>AMERICA</b>	<b>ARG</b>				1	12						3				2	38	8
<b>BER</b>													2				2	1	
<b>BRA</b>		1					12								21	4	69	9	
<b>CAN</b>					6	17						5	6	6	15	3	123	13	
<b>CHI</b>											6		1				13	4	
<b>COL</b>							9										9	1	
<b>CRC</b>													1				4	3	
<b>MEX</b>		1												2	4	15	87	7	
<b>PER</b>																	1	1	
<b>URU</b>																	14	1	
<b>USA</b>				9	7	40				4	21		6	15		7	221	14	
<b>ASIA</b>		<b>AFG</b>																5	1
	<b>BRU</b>															2	2	1	
	<b>CHN</b>				11	50	10	6	16	3	22	8				7	328	21	
	<b>HKG</b>					1						5				5	42	6	
	<b>INA</b>															7	7	1	
	<b>IND</b>					20		33									94	5	
	<b>IRI</b>							10			4					7	39	4	
	<b>JPN</b>	3	4		12			5	7	8	4	15		12	12	23	4	438	25
	<b>KAZ</b>		10								6			1			49	5	
	<b>KGZ</b>		3														10	2	
	<b>KOR</b>							10	20			2			3		171	12	
	<b>KSA</b>																10	2	
	<b>LBN</b>		5														5	1	
	<b>MAC</b>															6	6	1	
	<b>MAS</b>		3		1		12		15			5				4	66	9	
	<b>MGL</b>									2					4		9	3	
	<b>NEP</b>		2												2	3	9	4	
	<b>OMA</b>																2	1	
	<b>PHI</b>		7													3	21	4	
	<b>SGP</b>			12				16	1			4	3				4	96	9
<b>SRI</b>			12		5	12											60	8	
<b>THA</b>		14						12			1			1			61	8	
<b>TJK</b>																	1	1	
<b>TPE</b>								11					5	16		6	143	12	
	Modern Pentathlon	Muaythai	Netball	Orienteering	Rowing	Rugby Sevens	Sailing	Shooting Sport	Ski Orienteering	Speed Skating	Sport Climbing	Squash	Triathlon	Weightlifting	Wrestling	Wushu	Total Participants	Total WUC Participated	

Number of Participants per Sport per Country in the WUC 2018

	American Football	Badminton	Baseball	Beach Volleyball	Boxing	Bridge	Canoe Sprint	Cheerleading	Chess	Cross Country	Cycling	Floorball	Futsal	Golf	Handball	Karate
<b>EUROPE</b>				2	6											
ARM				2	6											
AUT				4			1			3						9
AZE					1											
BEL						4					2					
BIH											1					
BLR				4	7		29	4					14			
BUL																
CRO													12		28	
CYP				4							1					
CZE			22	8	1	6	14		2		4	38	14		28	6
DEN																
ESP				6	3		14								14	13
EST				2	4						1					
FIN							2					37				
FRA				4	8		15		3	10			24	6		14
GBR							8									
GER		6		8	4		13			6	8		14	3		5
GRE																
HUN					4		38	23								9
IRL					4						5					
ISR													24			
ITA							11			11						10
KOS																2
LAT				2	1											
LTU					4										14	
LUX																4
MDA					4											
MLT																
MON																
NED				4			2				15					2
NOR				4												1
POL		9		4	8	6	21	20	8		14	40	27		28	13
POR							6				22		28		14	
ROU															28	
RUS		5	18		13		3	83					28			
SLO				4	2				3							
SMR																1
SRB						4			4							
SUI				8					3	6	3	19		5		4
SVK									1		6	17	14			
SWE										1		18				
TUR										2						4
UKR				2			6						24			
<b>OCEANIA</b>																
AUS		8	15	4			2	41		11	8			2		12
NZL				4									28			1
<b>Total Participants</b>	251	145	165	128	109	54	246	394	50	128	135	245	335	66	266	229
<b>Total Participating Countries</b>	5	17	8	29	22	8	21	13	13	20	18	8	17	13	13	31
	American Football	Badminton	Baseball	Beach Volleyball	Boxing	Bridge	Canoe Sprint	Cheerleading	Chess	Cross Country	Cycling	Floorball	Futsal	Golf	Handball	Karate



	Modern Pentathlon	Muaythai	Netball	Orienteering	Rowing	Rugby Sevens	Sailing	Shooting Sport	Ski Orienteering	Speed Skating	Sport Climbing	Squash	Triathlon	Weightlifting	Wrestling	Wushu	Total Participants	Total WUC Participated	
EUROPE	ARM																8	2	
	AUT	1		8			4		1		2	4		4		2	43	12	
	AZE		1														2	2	
	BEL				5		12					2		2	1		2	30	8
	BIH																	1	1
	BLR		4								18	4		4		3		91	10
	BUL								1							3		4	2
	CRO					9							1					50	4
	CYP		1						3									9	4
	CZE	4	2		12	13			16	8	1	7	4	6	7			223	22
	DEN	1			4										6			11	3
	ESP		3		6			8				1	1		4			73	11
	EST		2		5	8			4	10				4				40	9
	FIN				12	1			7	8	1	5	2	2				77	10
	FRA	4	7		10		24	19	9			8	4	6	4		6	185	19
	GBR				12	32			8				5	6	3			74	7
	GER	1			12	9			12			2		7	3	6		119	17
	GRE											5			4			9	2
	HUN	11	3		11	6			1		1	3		6		8		124	13
	IRL	2			4													15	4
	ISR		1		5									1				31	4
	ITA	6			4	32		5	16	1	4			6			1	107	12
	KOS																	2	1
	LAT	1			7													11	4
	LTU				6					2								26	4
	LUX																	4	1
	MDA				2													6	2
	MLT														2			2	1
	MON					1												1	1
	NED					25		9			12			9				78	8
	NOR				12					10								27	4
	POL	5	3		8	16			10		10	10		3	16	12		291	22
POR													2				72	5	
ROU				2													30	2	
RUS	4	15		12				22	12	12	8				12	7	254	15	
SLO		2						9			1	2	4	2			29	9	
SMR																	1	1	
SRB				1									1	1			11	5	
SUI	1			12	13			7	3			5	7	2		1	99	16	
SVK				7	1			12	1		3		1	8	2		73	12	
SWE				12					5	1			6				43	6	
TUR		4											4		15	6	35	6	
UKR				2					2		5					1	42	7	
OCEANIA	AUS	1	1	12	11	24	8	4			1	5	5	5		4	184	21	
	NZL			6	3							4	1	1			48	8	

Total Participants	53	98	80	248	319	187	90	265	72	79	142	78	129	136	135	104	5161
Total Participating Countries	17	23	7	33	23	13	10	24	14	14	24	19	31	26	12	24	91

	Modern Pentathlon	Muaythai	Netball	Orienteering	Rowing	Rugby Sevens	Sailing	Shooting Sport	Ski Orienteering	Speed Skating	Sport Climbing	Squash	Triathlon	Weightlifting	Wrestling	Wushu	Total Participants	Total WUC Participated
--	-------------------	----------	---------	--------------	--------	--------------	---------	----------------	------------------	---------------	----------------	--------	-----------	---------------	-----------	-------	--------------------	------------------------

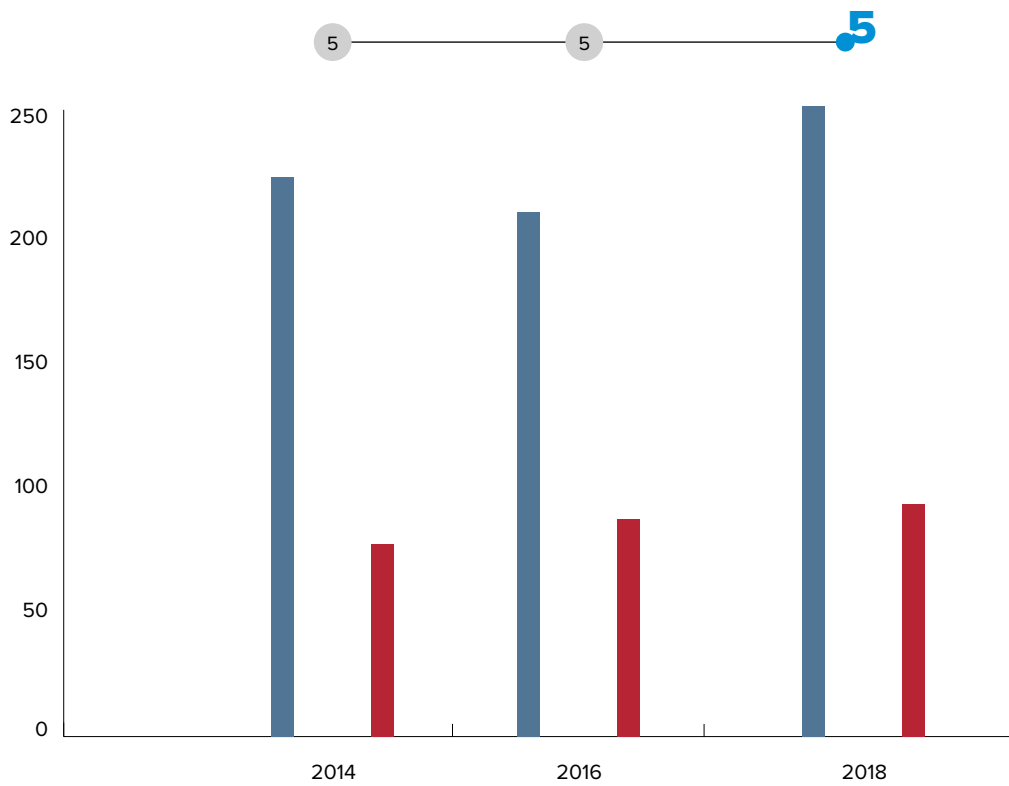




**SECTION 2**  
STATISTICS BY SPORT



AMERICAN FOOTBALL

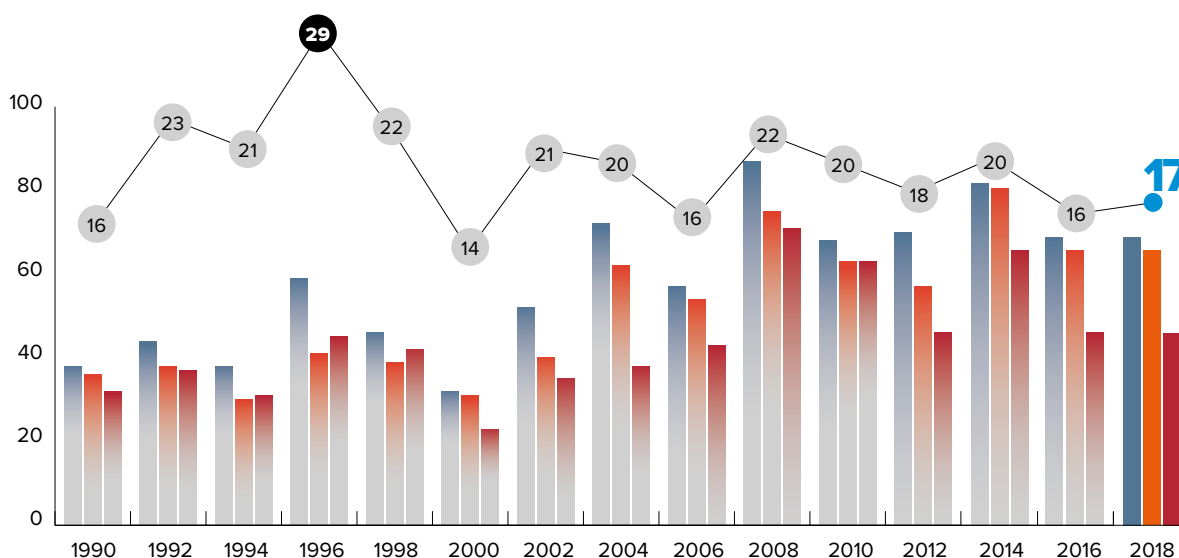


Edition	Year Année	Country Pays	City Ville	N° Countries Nb. Pays	Men Hommes	Total	Officials Officiels
1	2014	SWE	UPPSALA	5	228	228	74
2	2016	MEX	MONTERREY	5	216	216	88
3	2018	CHN	HARBIN	5	251	251	91





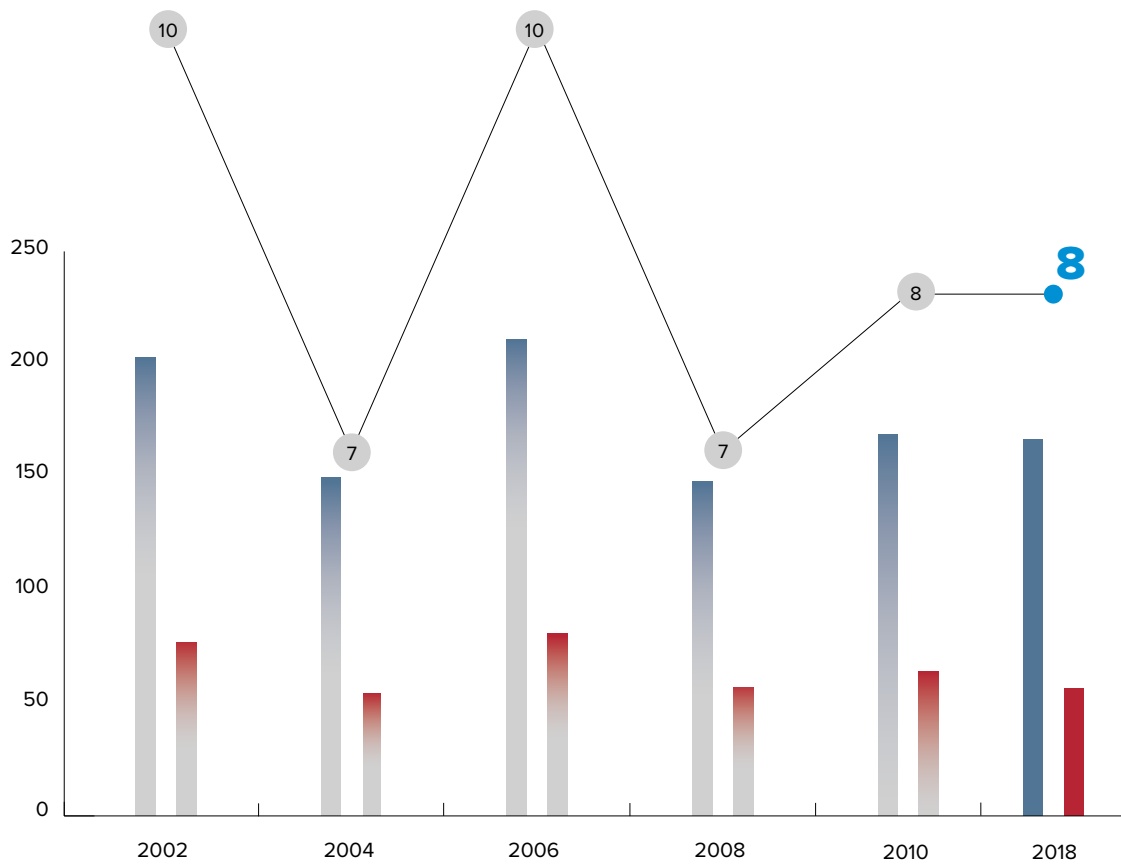
## BADMINTON



Edition	Year Année	Country Pays	City Ville	N° Countries Nb. Pays	Men Hommes	Women Femmes	Total	Officials Officiels
1	1990	CYP	NICOSIA	16	38	36	74	32
2	1992	SWE	KARLSTAD	23	44	38	82	37
3	1994	CZE	PRAGUE	21	38	30	68	31
4	1996	FRA	STRASBOURG	<b>29</b>	59	41	100	45
5	1998	TUR	ISTANBUL	22	46	39	85	42
6	2000	BUL	SOFIA	14	32	31	63	23
7	2002	POL	KRAKOW	21	52	40	92	35
8	2004	THA	BANGKOK	20	72	62	134	38
9	2006	CHN	WUHAN	16	57	54	111	43
10	2008	POR	BRAGA	22	<b>87</b>	75	162	<b>71</b>
11	2010	TPE	TAIPEI CITY	20	68	63	131	63
12	2012	KOR	GWANGJU	18	70	57	127	46
13	2014	ESP	CORDOBA	20	81	<b>80</b>	<b>161</b>	64
14	2016	RUS	RAMENSKOE	16	68	64	132	46
15	2018	MAS	KUALA LUMPUR	<b>17</b>	79	<b>66</b>	145	<b>48</b>



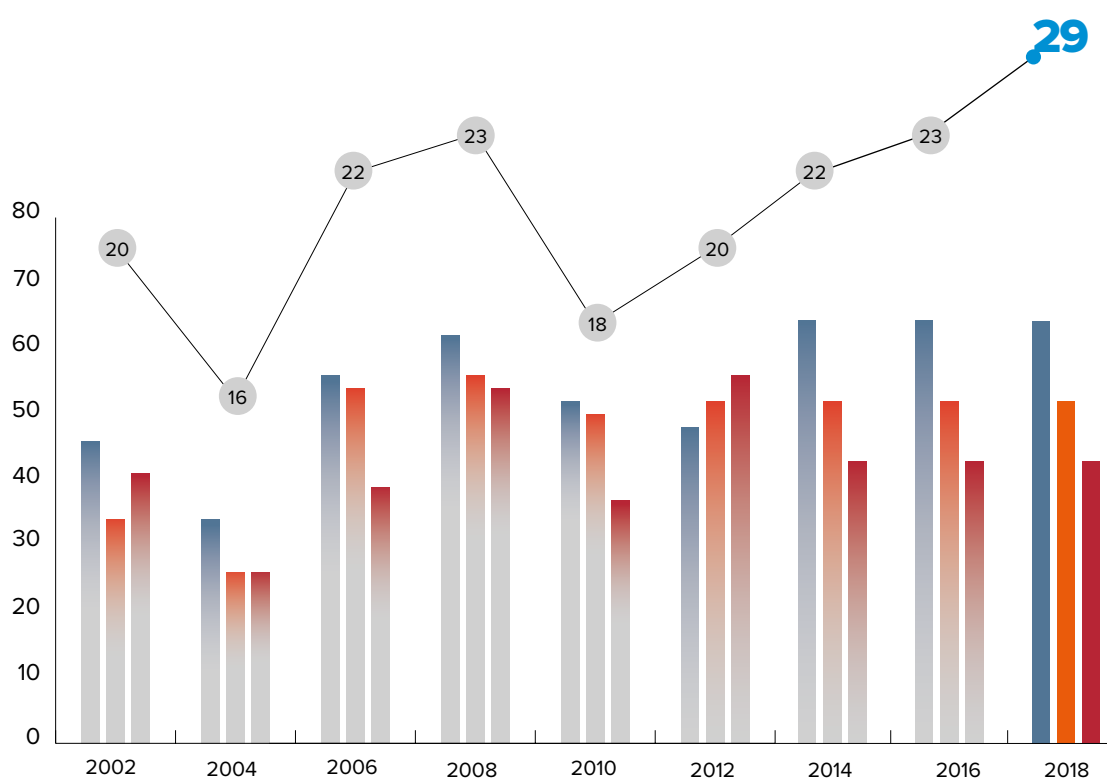
## BASEBALL



Edition	Year Année	Country Pays	City Ville	N° Countries Nb. Pays	Men Hommes	Total	Officials Officiels
1	2002	ITA	MESSINA	10	203	203	77
2	2004	TPE	TAINAN	7	150	150	54
3	2006	CUB	HAVANA	10	<b>211</b>	<b>211</b>	<b>81</b>
4	2008	CZE	PRAGUE	7	148	148	57
5	2010	JPN	TOKYO	8	169	169	64
6	2018	TPE	CHIAYI	<b>8</b>	165	165	<b>57</b>



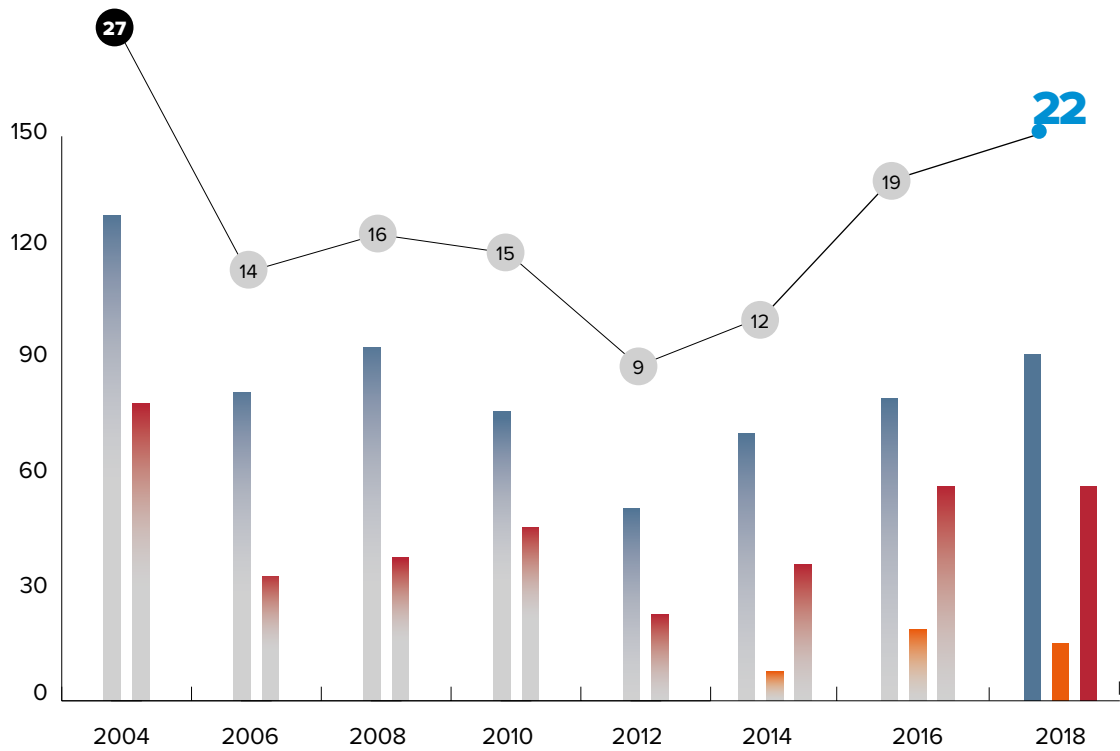
## BEACH VOLLEYBALL



Edition	Year Année	Country Pays	City Ville	N° Countries Nb. Pays	Men Hommes	Women Femmes	Total	Officials Officiels
1	2002	FRA	GAUELOUPE	20	46	34	80	41
2	2004	THA	SONGKHLA PROVINCE	16	34	26	60	26
3	2006	CYP	PROTARAS	22	56	54	110	39
4	2008	GER	HAMBURG	23	62	56	118	54
5	2010	TUR	ALANYA	18	52	50	102	37
6	2012	BRA	MACEIO	20	48	52	100	56
7	2014	POR	PORTO	22	64	52	116	44
8	2016	EST	PÄRNU	23	64	64	128	45
9	2018	GER	MUNICH	<b>29</b>	<b>64</b>	<b>64</b>	<b>128</b>	<b>63</b>



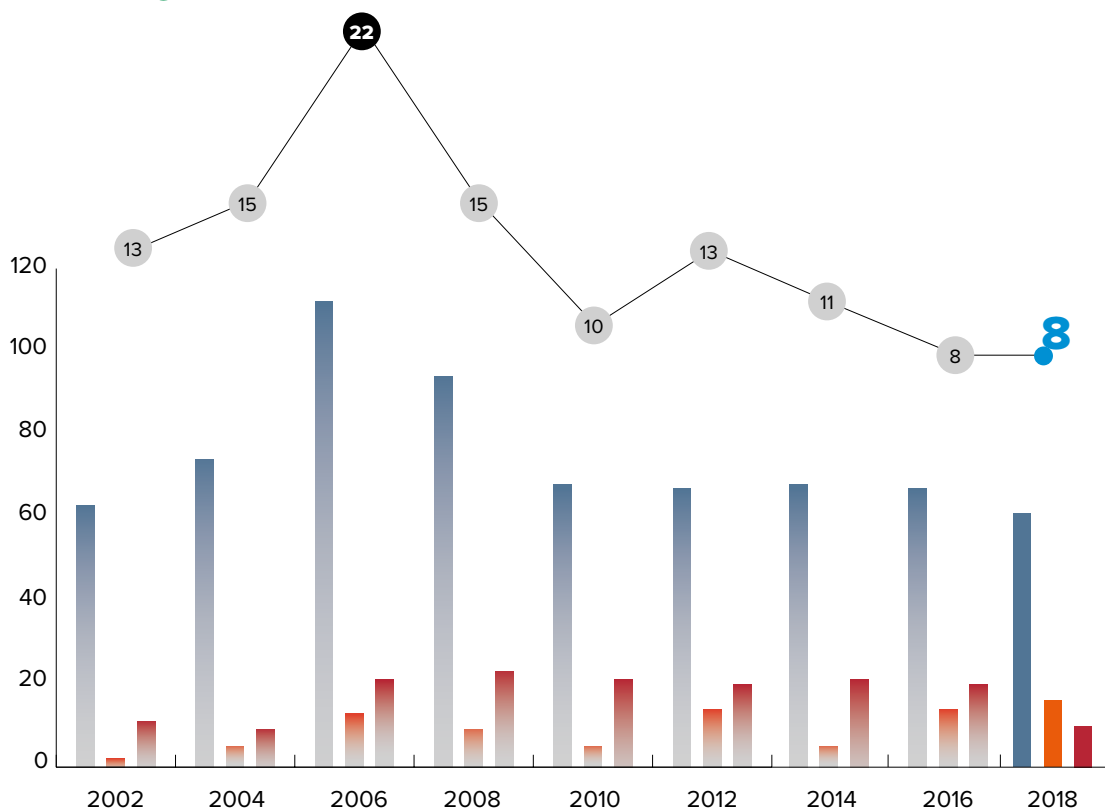
## BOXING



Edition	Year Année	Country Pays	City Ville	N° Countries Nb. Pays	Men Hommes	Women Femmes	Total	Officials Officiels
1	2004	TUR	ANTALYA	27	129	-	129	79
2	2006	KAZ	ALMATY	14	82	-	82	33
3	2008	RUS	KAZAN	16	94	-	94	38
4	2010	MGL	ULAANBAATAR	15	77	-	77	46
5	2012	AZE	BAKU	9	51	-	51	23
6	2014	RUS	YAKUTSK	12	71	8	79	35
7	2016	THA	CHIANG MAI	19	80	20	100	59
8	2018	RUS	ELISTA	22	92	17	109	59



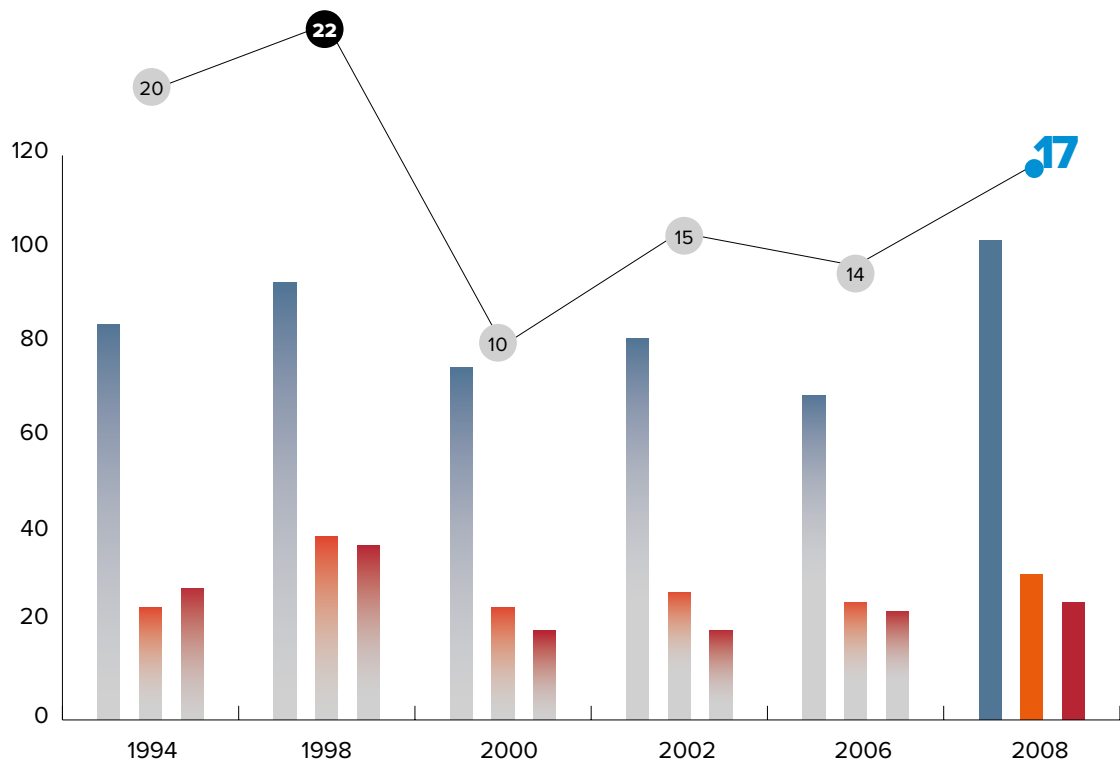
## BRIDGE



Edition	Year Année	Country Pays	City Ville	N° Countries Nb. Pays	Men Hommes	Women Femmes	Total	Officials Officiels
1	2002	BEL	BRUGES	13	63	2	65	11
2	2004	TUR	ISTANBUL	15	74	5	79	9
3	2006	CHN	TIANJIN CITY	<b>22</b>	<b>112</b>	13	<b>125</b>	21
4	2008	POL	LODZ	15	94	9	103	<b>23</b>
5	2010	TPE	KAOSHIUNG	10	68	5	73	21
6	2012	FRA	REIMS	13	67	14	81	20
7	2014	CRO	OPATIJA	11	61	<b>15</b>	76	10
8	2016	POL	LODZ	8	51	8	59	9
9	2018	CHN	XUZHOU	8	43	11	54	9



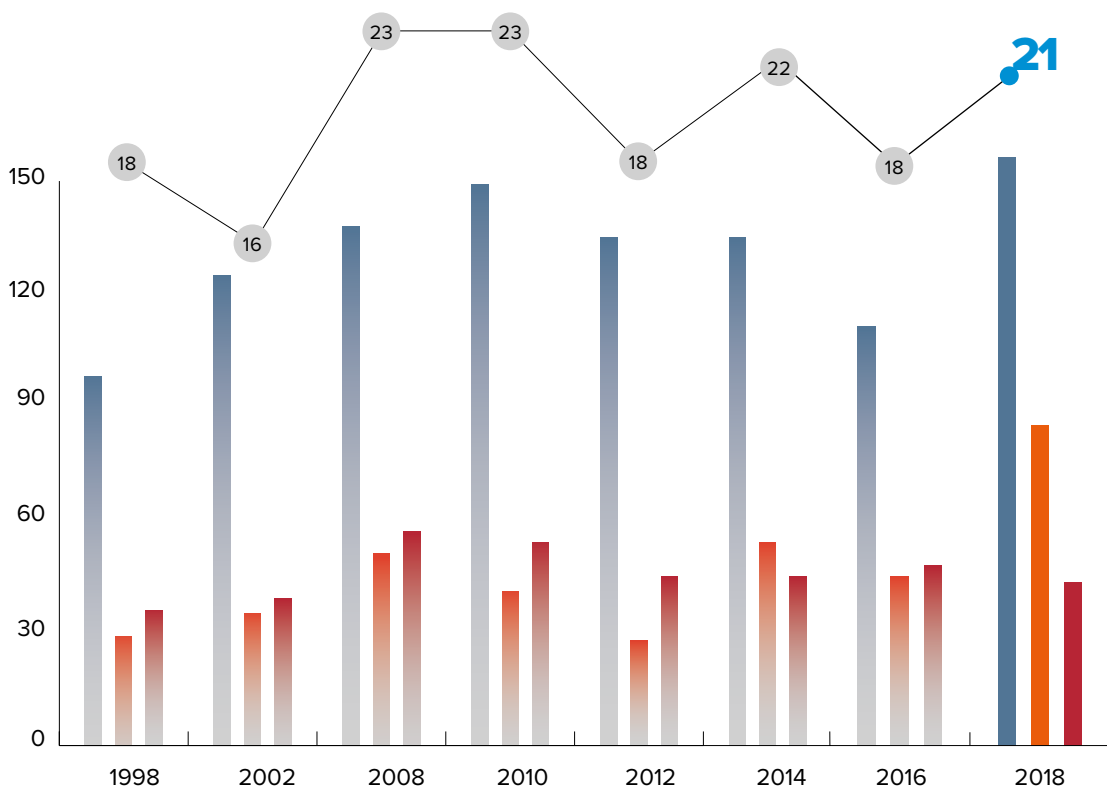
CANOE SLALOM & WILDWATER



Edition	Year Année	Country Pays	City Ville	N° Countries Nb. Pays	Men Hommes	Women Femmes	Total	Officials Officiels
1	1994	CZE	PRAGUE	20	84	24	108	28
2	1998	FRA	METZ	<b>22</b>	93	<b>39</b>	132	<b>37</b>
3	2000	SVK	LIPOTVISKY MIKULAS	10	75	24	99	19
4	2002	POL	KRAKOW	15	81	27	108	19
5	2006	POL	KRAKOW	14	69	25	94	23
6	2008	SVK	BRATISLAVA	<b>17</b>	<b>102</b>	<b>31</b>	<b>133</b>	<b>25</b>



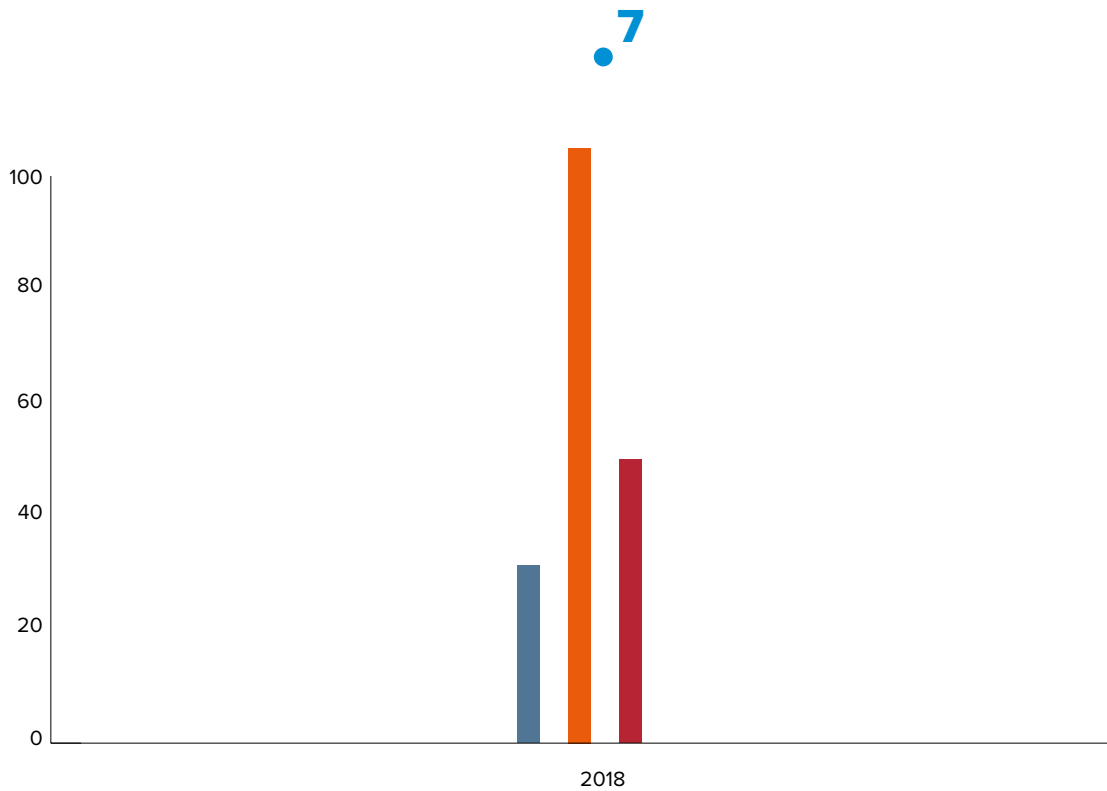
## CANOE SPRINT



Edition	Year Année	Country Pays	City Ville	N° Countries Nb. Pays	Men Hommes	Women Femmes	Total	Officials Officiels
1	1998	CRO	ZAGREB	18	98	29	127	36
2	2002	ITA	BARI	16	125	35	160	39
3	2008	SRB	BELGRADE	23	138	51	189	<b>57</b>
4	2010	POL	POZNAN	<b>23</b>	149	41	190	54
5	2012	RUS	KAZAN	18	135	28	163	45
6	2014	BLR	MINSK	22	154	52	206	53
7	2016	POR	MOTEMOR-O-VELHO	18	112	43	155	42
8	2018	HUN	SZEGED	21	159	<b>87</b>	<b>246</b>	44



CHEERLEADING

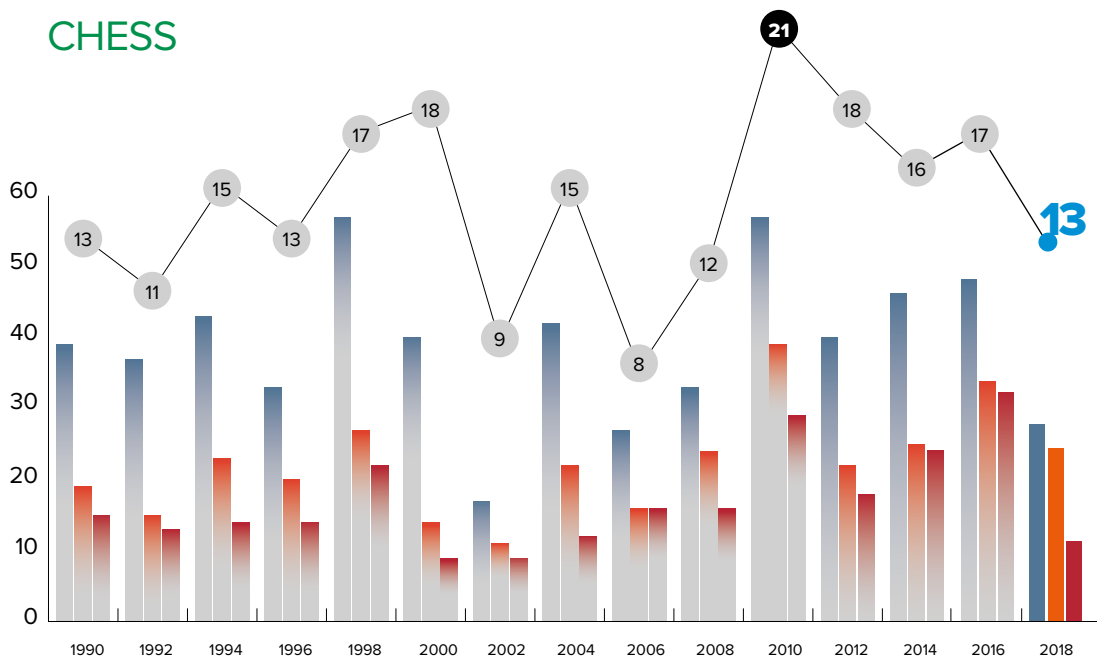


Edition	Year Année	Country Pays	City Ville	N° Countries Nb. Pays	Men Hommes	Women Femmes	Total	Officials Officiels
1	2018	POL	LODZ	7	36	105	141	47





## CHESS

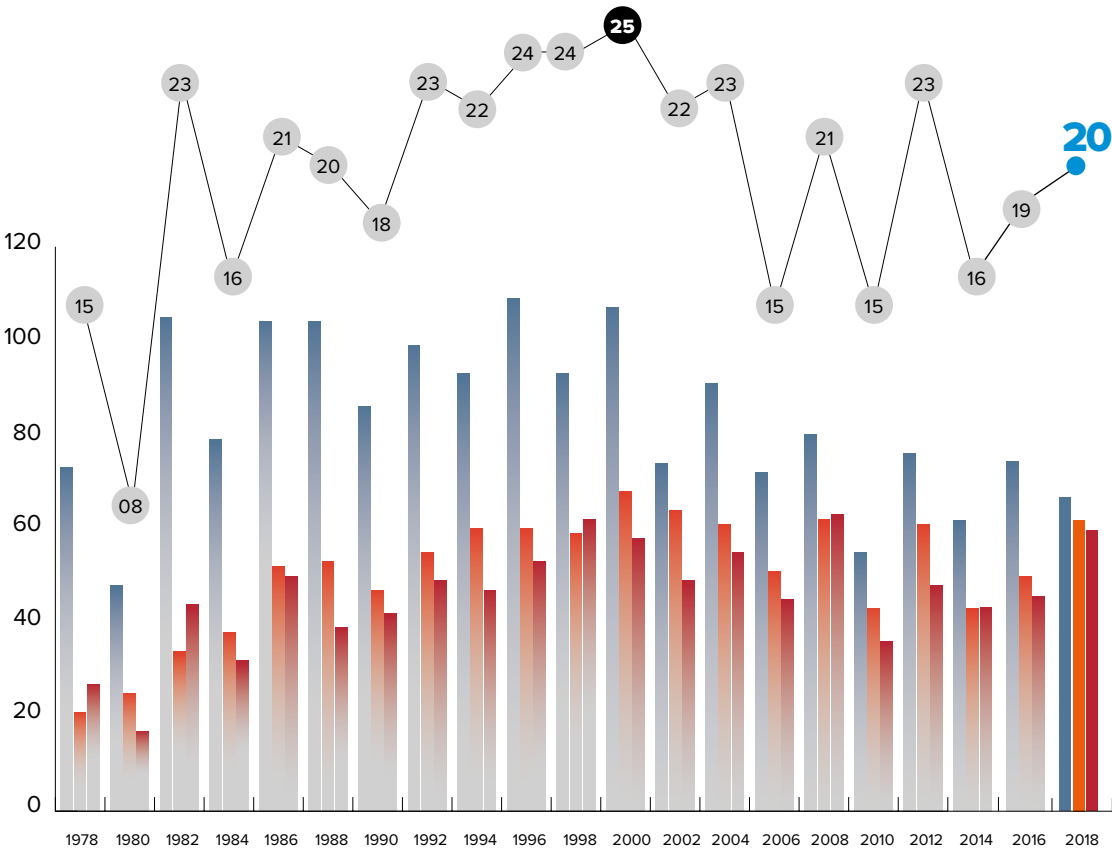


Edition	Year Année	Country Pays	City Ville	N° Countries Nb. Pays	Men Hommes	Women Femmes	Total	Officials Officiels
1	1990	URS	ODESSA	13	39	19	58	15
2	1992	BEL	ANTWERPEN	11	37	15	52	13
3	1994	BUL	SOFIA	15	43	23	66	14
4	1996	ESP	LEON	13	33	20	53	14
5	1998	NED	ROTTERDAM	17	57	27	84	22
6	2000	BUL	VARNA	18	40	14	54	9
7	2002	MGL	ULAANBAATAR	9	17	11	28	9
8	2004	TUR	ISTANBUL	15	42	22	64	12
9	2006	NGR	LAGOS	8	27	16	43	16
10	2008	RUS	NOVOKUZNETZK	12	33	24	57	16
11	2010	SUI	ZURICH	<b>21</b>	<b>57</b>	<b>39</b>	<b>96</b>	29
12	2012	POR	GUIMARAES	18	40	22	62	18
13	2014	POL	KATOWICE	16	46	25	71	24
14	2016	UAE	ABU DHABI	17	48	34	82	<b>33</b>
15	2018	BRA	ARACAJU	13	26	24	50	11



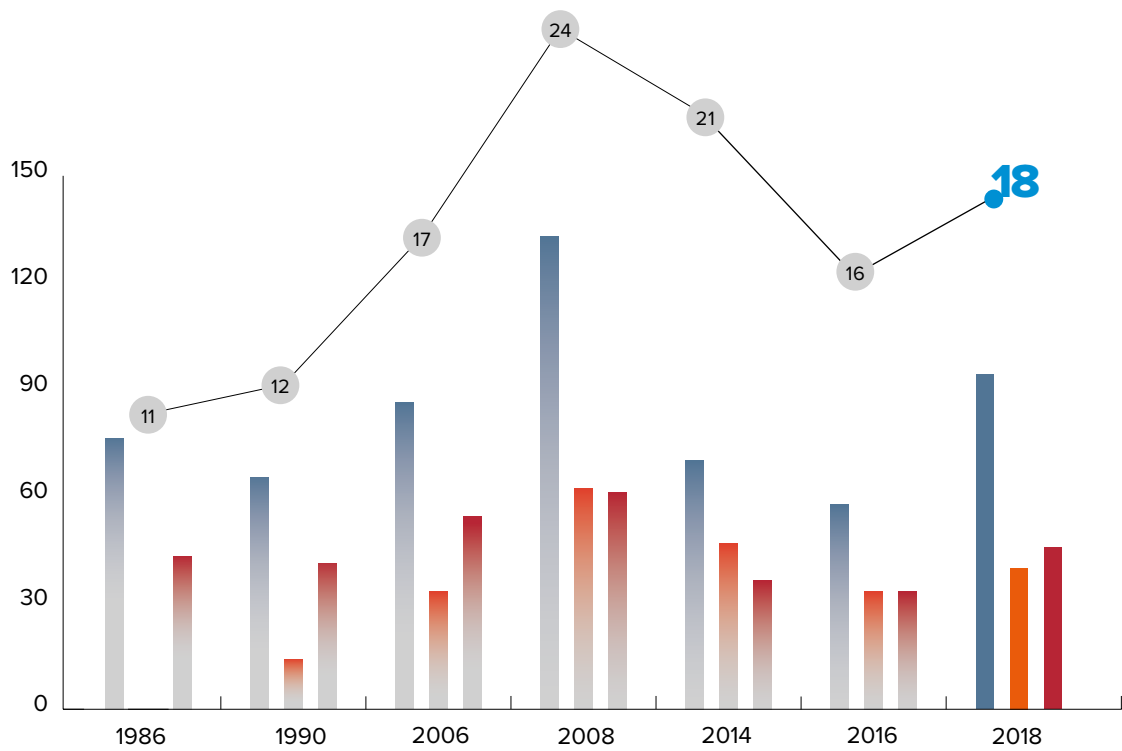
## CROSS COUNTRY

Edition	Year Année	Country Pays	City Ville	N° Countries Nb. Pays	Men Hommes	Women Femmes	Total	Officials Officiels
1	1978	SUI	LAUSANNE	15	73	21	94	27
2	1980	GBR	COLERAINE	8	48	25	73	17
3	1982	GER	DARMSTADT	23	105	34	139	44
4	1984	BEL	ANTWERPEN	16	79	38	117	32
5	1986	AUT	GRAZ	21	104	52	156	50
6	1988	ITA	BOLOGNA	20	104	53	157	39
7	1990	POL	POZNAN	18	86	47	133	42
8	1992	FRA	DIJON	23	99	55	154	49
9	1994	IRL	LIMERICK	22	93	60	153	47
10	1996	POR	ACOTEIAS	24	109	60	169	53
11	1998	GBR	LUTON	24	93	59	152	62
12	2000	GER	JENA	<b>25</b>	<b>107</b>	<b>68</b>	<b>175</b>	58
13	2002	ESP	SANTIAGO DE COMPOSTELLA	22	74	64	138	49
14	2004	ITA	COLLEGNO	23	91	61	152	55
15	2006	ALG	ALGER	15	72	51	123	45
16	2008	FRA	FORGES-LES-EAUX	21	80	62	142	<b>63</b>
17	2010	CAN	KINGSTON	15	55	43	98	36
18	2012	POL	LODZ	23	76	61	137	48
19	2014	UGA	ENTEBBE	18	62	43	105	43
20	2016	ITA	CASSINO	19	74	50	124	46
21	2018	SUI	ST. GALLEN	20	66	62	128	60





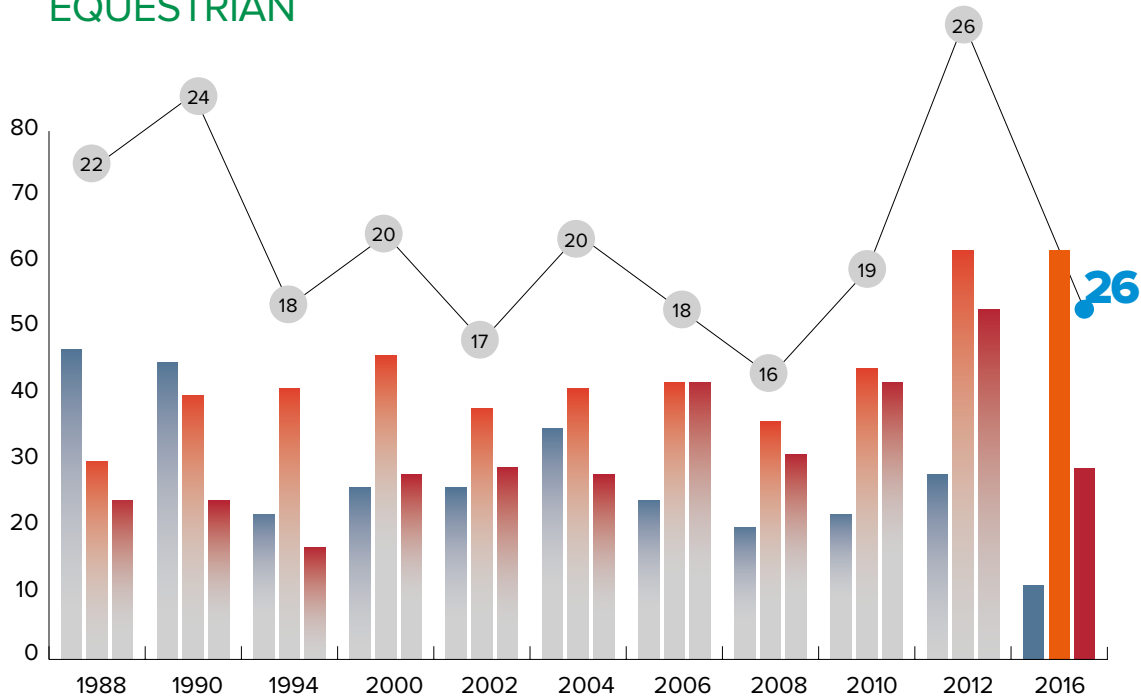
## CYCLING



Edition	Year Année	Country Pays	City Ville	N° Countries Nb. Pays	Men Hommes	Women Femmes	Total	Officials Officiels
1	1986	URS	MOSCOW	11	76	0	76	43
2	1990	ESP	PALMA	12	65	14	79	41
3	2006	BEL	ANTWERPEN	17	86	33	119	54
4	2008	NED	NIJMEGEN	<b>24</b>	<b>133</b>	<b>62</b>	<b>195</b>	<b>61</b>
5	2014	POL	JELENA GORA	21	70	46	116	36
6	2016	PHI	TAGAYTAY	16	59	33	92	33
7	2018	POR	BRAGA	18	95	40	135	44



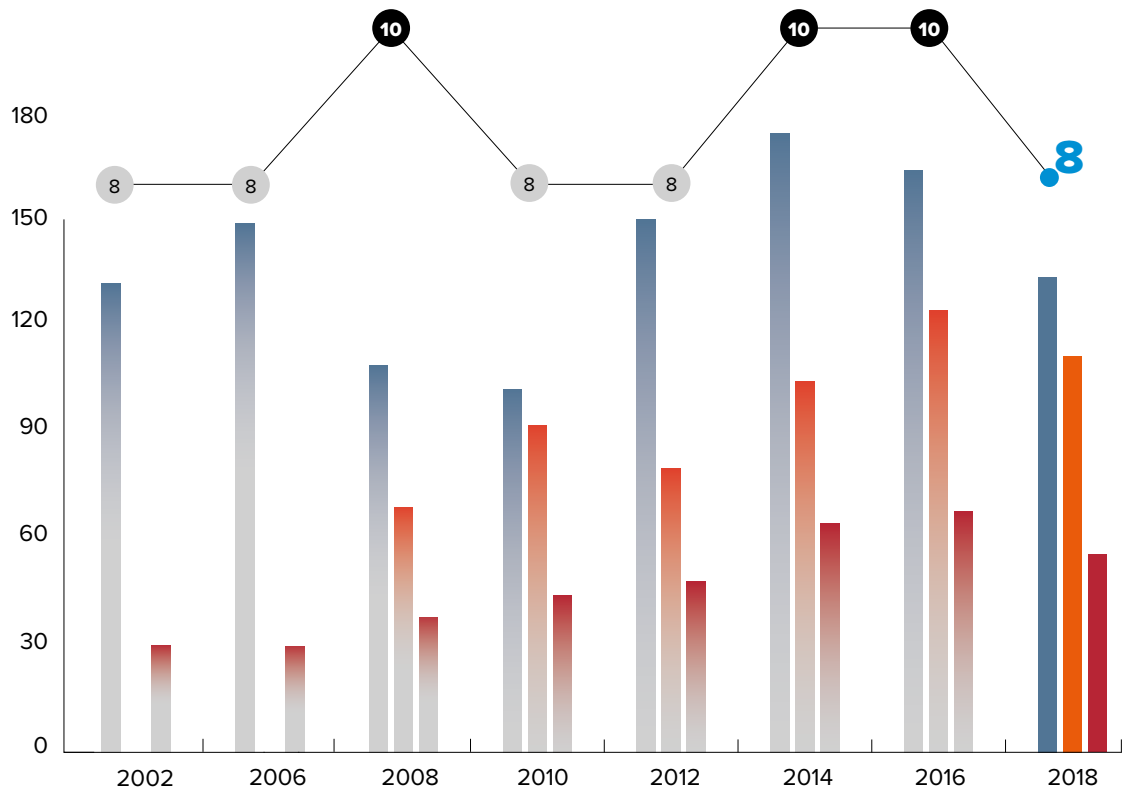
## EQUESTRIAN



Edition	Year Année	Country Pays	City Ville	N° Countries Nb. Pays	Men Hommes	Women Femmes	Total	Officials Officiels
1	1988	FRA	SAUMUR	22	47	30	77	24
2	1990	NED	ROTTERDAM	24	45	40	85	24
3	1994	GER	ANKUM	18	22	41	63	17
4	2000	SUI	BERN	20	26	46	72	28
5	2002	BEL	MECHELEN	17	26	38	64	29
6	2004	JPN	TOKYO	20	35	41	76	28
7	2006	FRA	LA ROCHELLE	18	24	42	66	42
8	2008	ALG	ALGER	16	20	36	56	31
9	2010	KOR	SANGJU	19	22	44	66	42
10	2012	GER	AACHEN	26	28	62	90	53
11	2016	SWE	FLYINGE	18	12	51	63	29



## FLOORBALL



Edition	Year Année	Country Pays	City Ville	N° Countries Nb. Pays	Men Hommes	Women Femmes	Total	Officials Officiels
1	2002	SWE	GÖTEBORG	8	132	0	132	30
2	2006	SUI	BERN	8	149	0	149	30
3	2008	FIN	KUORTANE	10	109	69	178	38
4	2010	SWE	UMEÅ	8	102	92	194	44
5	2012	CZE	PRAGUE	8	150	80	230	48
6	2014	SIN	SINGAPORE	10	<b>177</b>	104	281	64
7	2016	POR	PORTO	<b>10</b>	169	<b>123</b>	<b>292</b>	<b>68</b>
8	2018	POL	LODZ	8	134	111	245	55





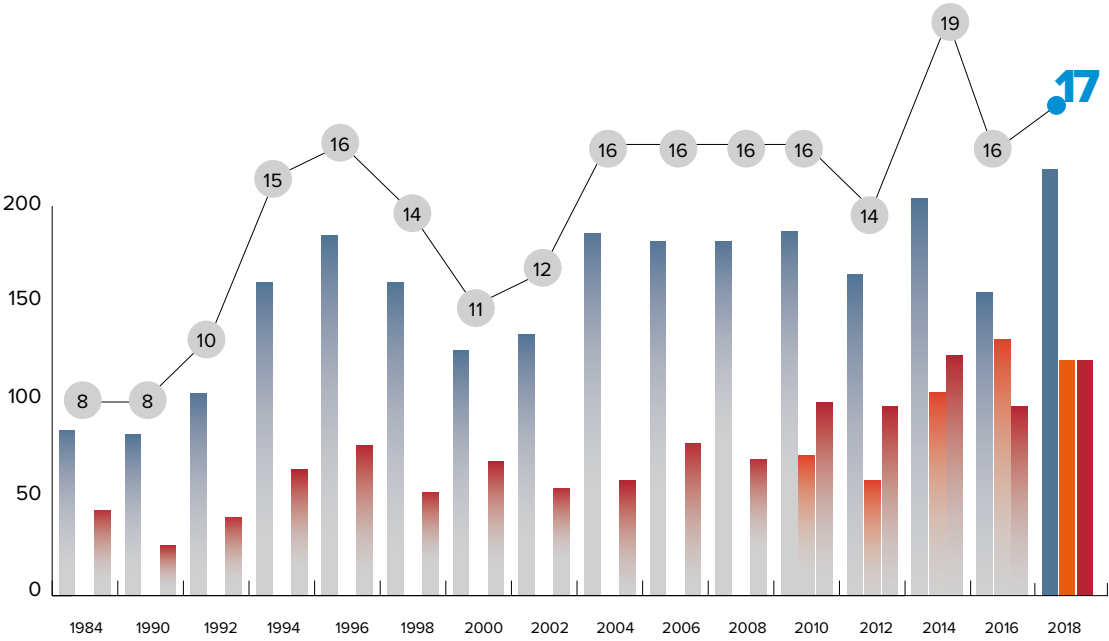
## FUTSAL

Edition	Year Année	Country Pays	City Ville	N° Countries Nb. Pays	Men Hommes	Women Femmes	Total	Officials Officiels
1	1984	BRA	SAO PAULO	8	85	-	85	44
2	1990	ITA	PARMA	8	83	-	83	26
3	1992	ESP	MALAGA	10	104	-	104	40
4	1994	CYP	NICOSIA	15	161	-	161	65
5	1996	FIN	JYVASKYLA	16	185	-	185	77
6	1998	POR	BRAGA	14	161	-	161	53
7	2000	BRA	JOAO PESSOA	11	126	-	126	69
8	2002	HUN	NYIREGYHAZA	12	134	-	134	55
9	2004	ESP	PALMA	16	186	-	186	59
10	2006	POL	POZNAN	16	182	-	182	78
11	2008	SLO	KOPER	16	182	-	182	70
12	2010*	SRB	NOVI SAD	16	187	72	259	99
13	2012*	POR	BRAGA	14	165	59	224	97
14	2014*	ESP	MALAGA	<b>19</b>	203	104	307	<b>124</b>
15	2016*	BRA	GOIÂNIA	16	154	<b>128</b>	282	85
16	2018*	KAZ	ALMATY	17	<b>215</b>	<b>120</b>	<b>335</b>	<b>120</b>

Edition	Year Année	Country Pays	City Ville	N° Countries Nb. Pays	Women Femmes	Total	Officials Officiels
1	2008	BRA	VITORIA	9	102	102	44

\* From 2010, both men and women WUCs are organised simultaneously in the same place

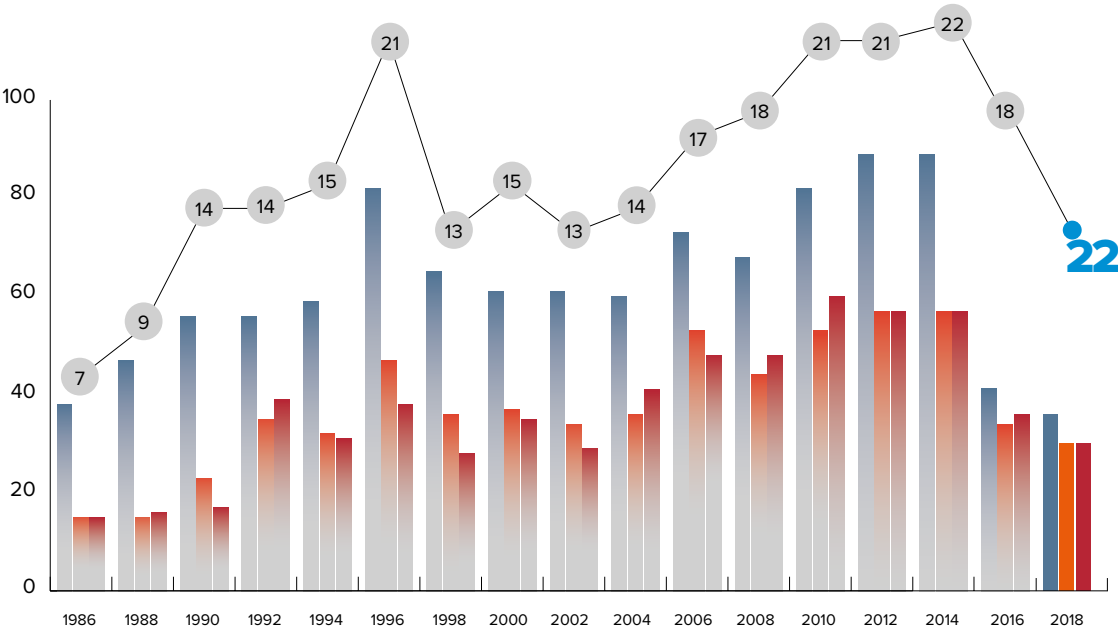






## GOLF

Edition	Year Année	Country Pays	City Ville	N° Countries Nb. Pays	Men Hommes	Women Femmes	Total	Officials Officiels
1	1986	ITA	CAGLIARI	7	38	15	53	15
2	1988	ITA	CAGLIARI	9	47	15	62	16
3	1990	FRA	LA GRANDE MOTTE	14	56	23	79	17
4	1992	ESP	PALMA	14	56	35	91	39
5	1994	ESP	SAN LORENZO	15	59	32	91	31
6	1996	SUI	LAUSANNE	21	82	47	129	38
7	1998	RSA	SAN LAMEER	13	65	36	101	28
8	2000	GBR	COLERAINE	15	61	37	98	35
9	2002	TPE	TAOYUAN	13	61	34	95	29
10	2004	THA	NAKON RATCHASIMA	14	60	36	96	41
11	2006	ITA	TORINO	17	73	53	126	48
12	2008	RSA	SUN CITY	18	68	44	112	48
13	2010	ESP	MALAGA	21	82	53	135	60
14	2012	CZE	LIBEREC	21	<b>89</b>	57	<b>146</b>	57
15	2014	SUI	CRANS MONTANA	<b>22</b>	71	<b>62</b>	133	<b>62</b>
16	2016	FRA	BRIVE-LA-GAILLARDE	18	42	34	76	36
17	2018	PHI	DASMARINAS	13	36	30	66	30



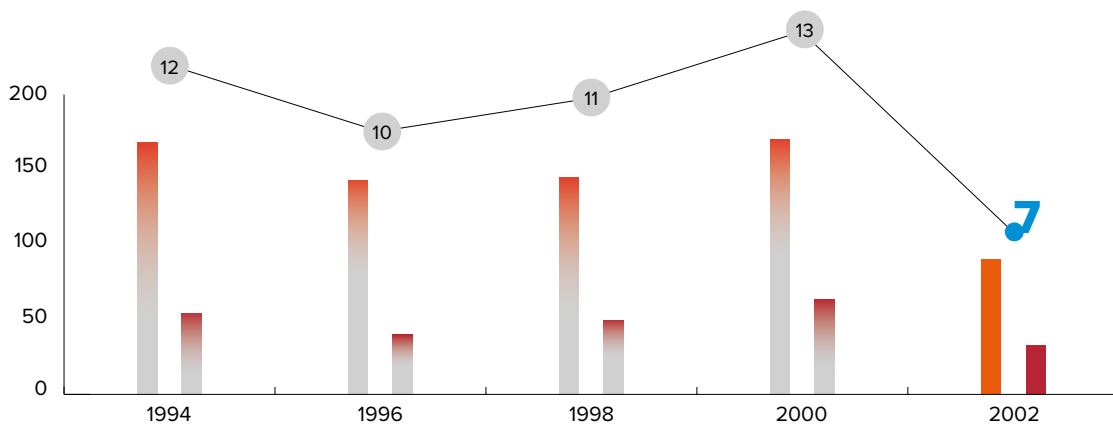
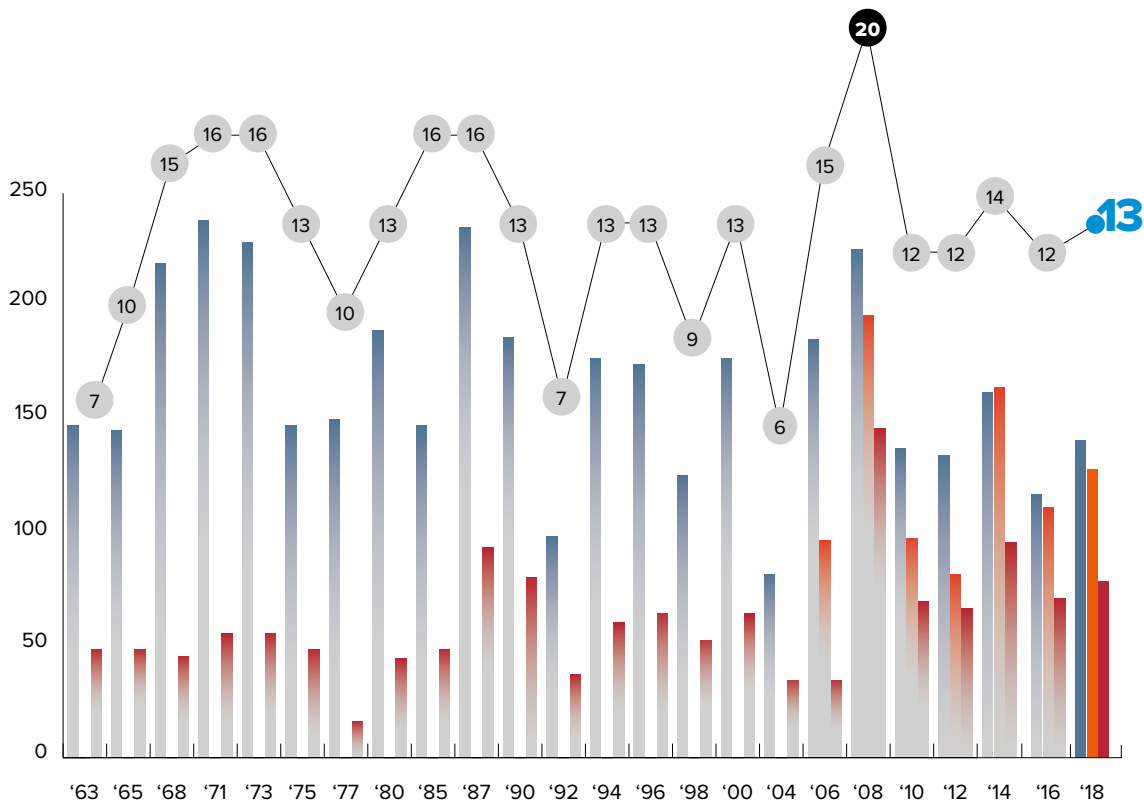


## HANDBALL

Edition	Year Année	Country Pays	City Ville	N° Countries Nb. Pays	Men Hommes	Women Femmes	Total	Officials Officiels
1	1963	SWE	LUND	7	147**	-	147**	48**
2	1965	ESP	MADRID	10	145	-	145	48**
3	1968	GER	DARMSTADT	15	219	-	219	45
4	1971	CZE	PRAGUE	16	<b>238</b>	-	238	55
5	1973	SWE	LUND	16	228	-	228	55
6	1975	ROU	BUCHAREST	13	147**	-	147**	48**
7	1977	POL	WARSAW	10	150	-	150	16
8	1981	FRA	SAINT-OUEN	13	189	-	189	44
9	1985	GER	FRANKFURT	16	147**	-	147**	48**
10	1987	ROU	BUCHAREST	16	235	-	235	93
11	1990	NED	GRONINGEN	13	186	-	186	80
12	1992	RUS	ST. PETERSBURG	7	98	-	98	37
13	1994	TUR	IZMIR	13	177	-	177	60
14	1996	HUN	NYIREGYHAZA	13	174	-	174	64
15	1998	SRB	NOVI SAD	9	125	-	125	52
16	2000	POR	COVILHA	13	177	-	177	64
17	2004	RUS	CHELYABINSK	6	81	-	81	34
18	2006*	POL	GDANSK	15	185	96	281	34
19	2008*	ITA	VENEZIA	<b>20</b>	225	<b>196</b>	<b>421</b>	<b>146</b>
20	2010*	HUN	NYIREGYHAZA	12	137	97	234	69
21	2012*	BRA	BLUMENAU	12	134	81	215	66
22	2014*	POR	GUIMARAES	14	162	166	328	98
23	2016*	ESP	MÁLAGA	12	121	115	236	70
24	2018*	CRO	RIJEKA	13	140	126	266	79

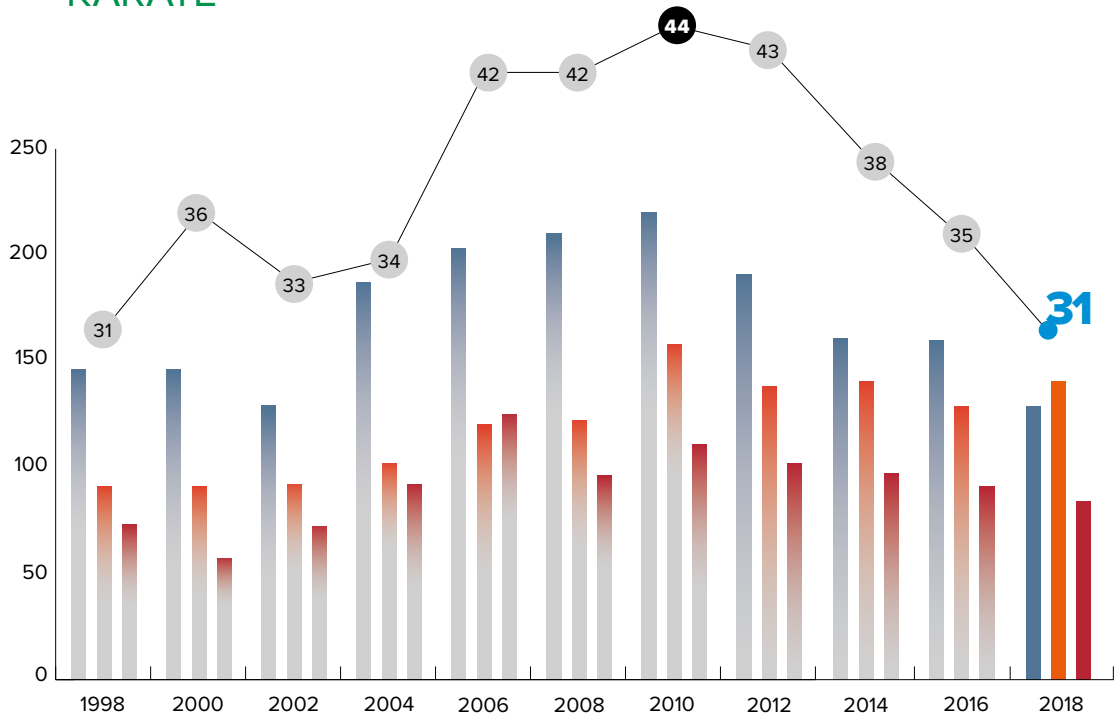
\* From 2006 both men and women WUCs are organised simulatenously in the same place  
 \*\* Due to a lack of information for the concerned period, average numbers have been used

Edition	Année Year	Pays Country	Ville City	Nb. Pays N° Countries	Femmes Women	Total	Officiels Officials
1	1994	SVK	BRATISLAVA	12	168	168	54
2	1996	BUL	SOFIA	10	143**	143**	40**
3	1998	POL	WROCLAW	11	145	145	49
4	2000	FRA	BESANCON	<b>13</b>	<b>170</b>	<b>170</b>	<b>63</b>
5	2002	ESP	VALENCIA	7	90	90	33





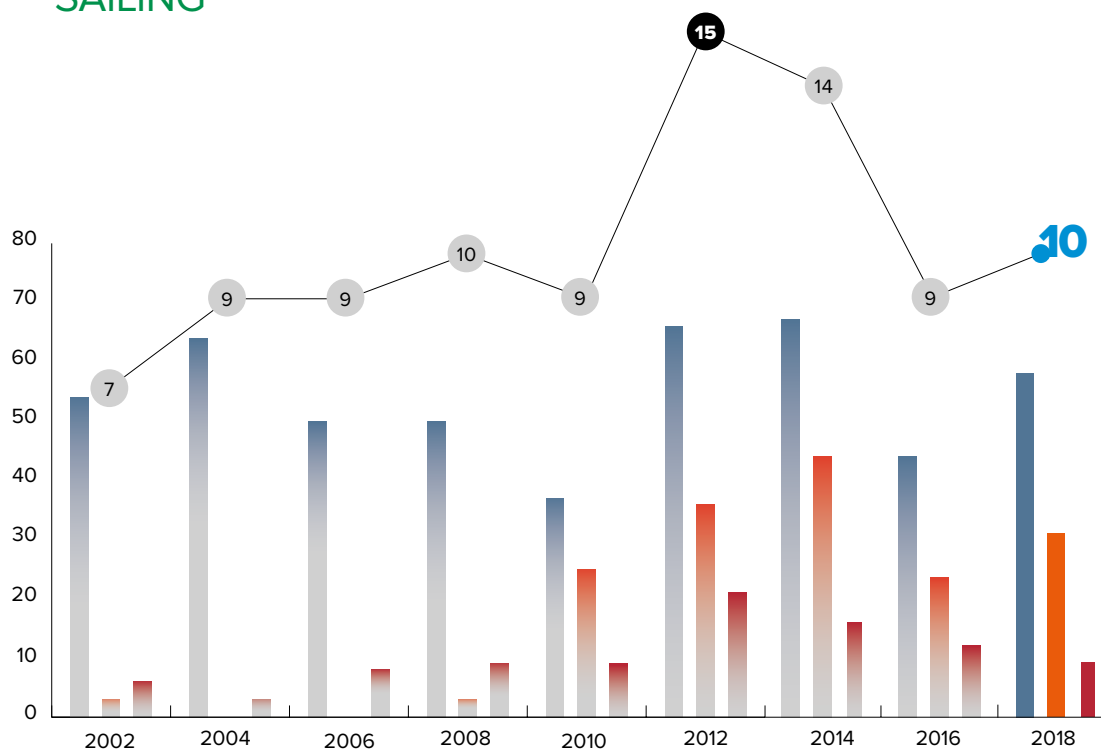
## KARATE



Edition	Year Année	Country Pays	City Ville	N° Countries Nb. Pays	Men Hommes	Women Femmes	Total	Officials Officiels
1	1998	FRA	LILLE	31	146	91	237	73
2	2000	JPN	KYOTO	36	146	91	237	57
3	2002	MEX	PUEBLA	33	129	92	221	72
4	2004	SCG	BELGRADE	34	187	102	289	92
5	2006	USA	NEW YORK	42	203	120	323	<b>125</b>
6	2008	POL	WROCLAW	42	210	122	332	96
7	2010	MNE	PODGORICA	<b>44</b>	<b>220</b>	<b>158</b>	<b>378</b>	111
8	2012	SVK	BRATISLAVA	43	191	138	329	102
9	2014	MNE	BAR	38	161	141	302	99
10	2016	POR	BRAGA	35	160	129	289	91
11	2018	JPN	KOBE	31	129	100	229	84



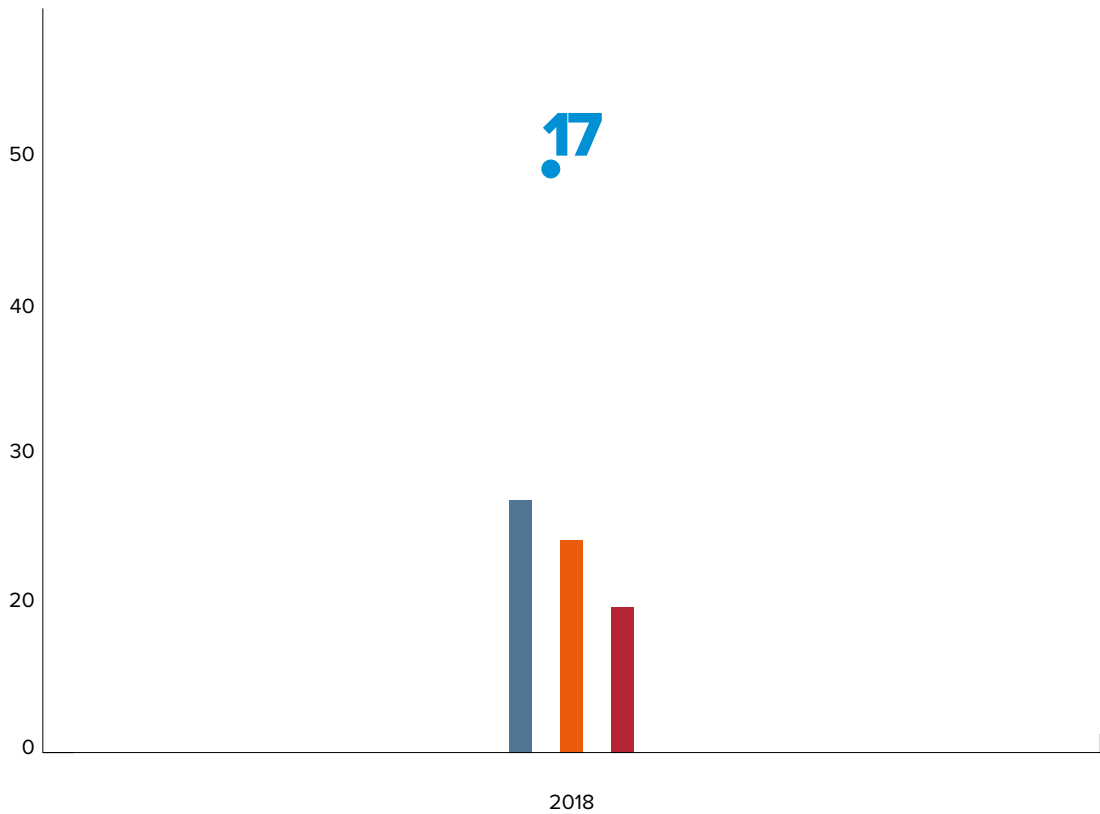
## SAILING



Edition	Year Année	Country Pays	City Ville	N° Countries Nb. Pays	Men Hommes	Women Femmes	Total	Officials Officiels
1	2002	FRA	QUIBERON	7	54	3	57	6
2	2004	ITA	RIMINI	9	64	0	64	3
3	2006	ESP	PALMA	9	50	0	50	8
4	2008	POL	GDANSK	10	50	3	53	9
5	2010	GRE	GAZI	9	37	25	62	9
6	2012	FRA	NICE	15	66	36	102	21
7	2014	ITA	LAGO DI LEDRO	14	67	44	111	16
8	2016	AUS	PERTH	9	44	24	68	12
9	2018	FRA	CHERBOURG	10	59	31	90	10



## MODERN PENTATHLON

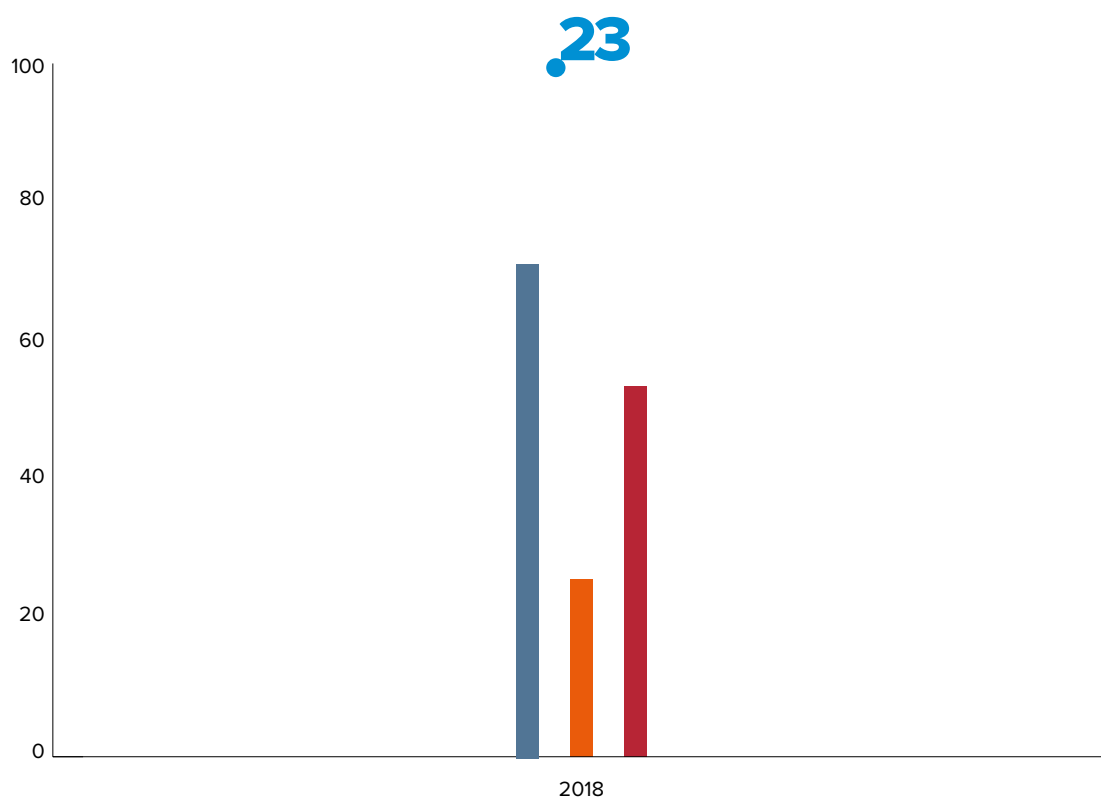


Edition	Year Année	Country Pays	City Ville	N° Countries Nb. Pays	Men Hommes	Women Femmes	Total	Officials Officiels
1	2018	HUN	BUDAPEST	17	28	25	53	20





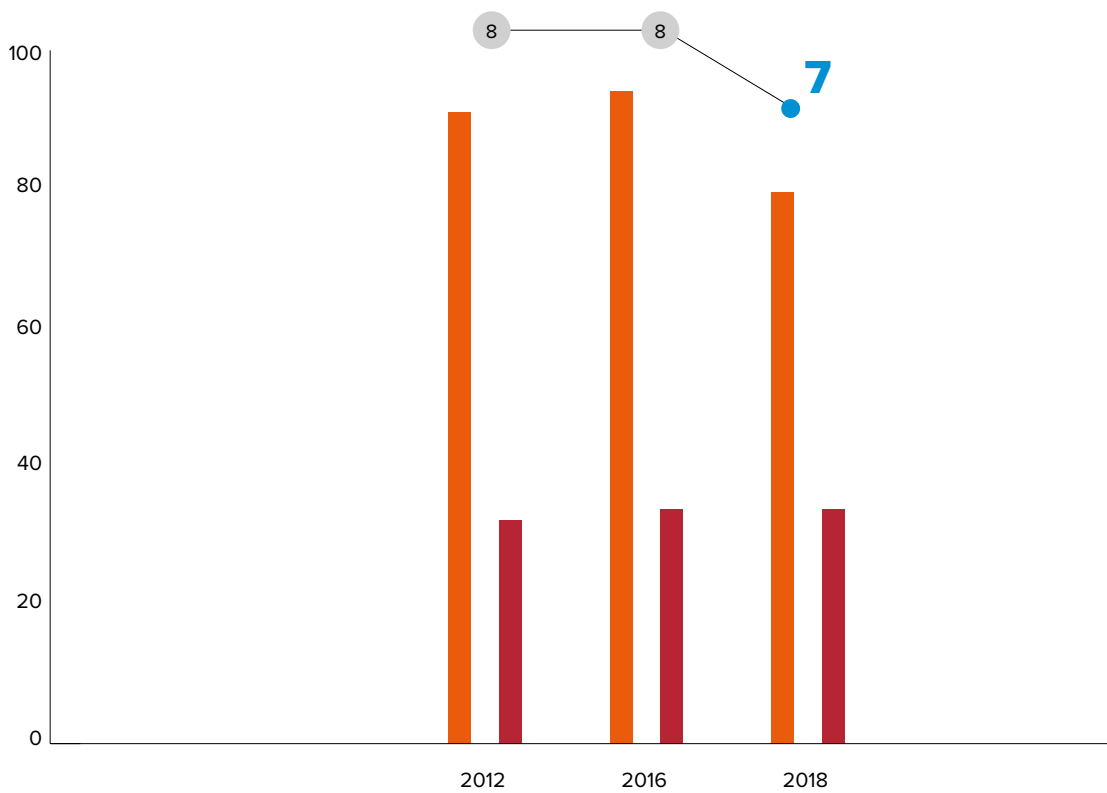
## MUAYTHAI



Edition	Year Année	Country Pays	City Ville	N° Countries Nb. Pays	Men Hommes	Women Femmes	Total	Officials Officiels
1	2018	THA	Chonburi	23	73	25	98	55



NETBALL



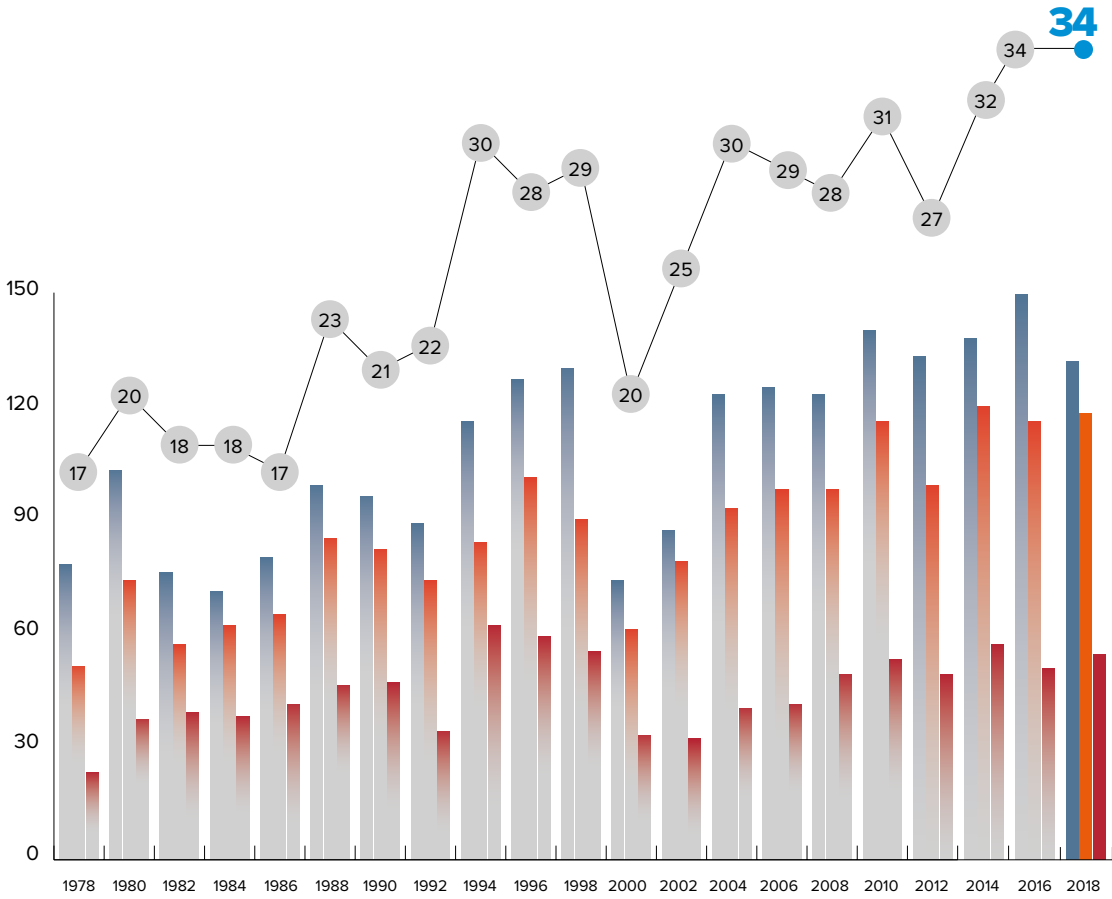
Edition	Year Année	Country Pays	City Ville	N° Countries Nb. Pays	Women Femmes	Total	Officials Officiels
1	2012	RSA	CAPE TOWN	8	91	91	35
2	2016	USA	MIAMI	8	93	93	36
3	2018	UGA	KAMPALA	7	80	80	36





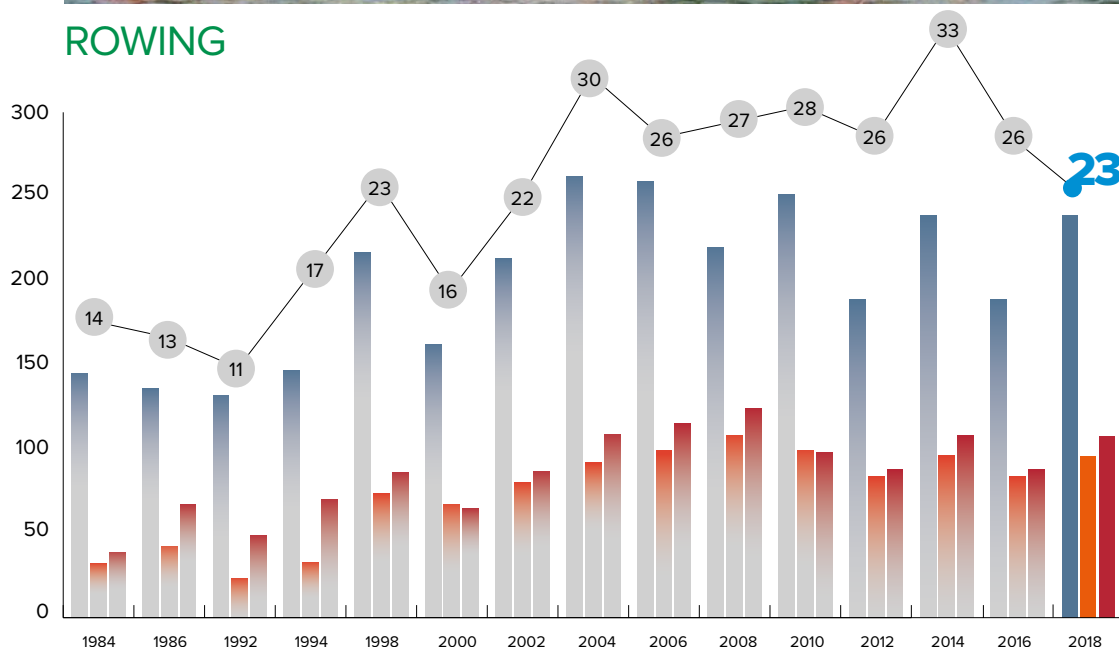
## ORIENTEERING

Edition	Year Année	Country Pays	City Ville	N° Countries Nb. Pays	Men Hommes	Women Femmes	Total	Officials Officiels
1	1978	FIN	JYVASKYLA	17	78	51	129	23
2	1980	SUI	SAINT GALLEN	20	103	74	177	37
3	1982	CZE	PRAGUE	18	76	57	133	39
4	1984	SWE	JÖNKÖPING	18	71	62	133	38
5	1986	HUN	MISKLOC	17	80	65	145	41
6	1988	NOR	TRONDHEIM	23	99	85	184	46
7	1990	URS	PSKOV	21	96	82	178	47
8	1992	GBR	ABERDEEN	22	89	74	163	34
9	1994	SUI	FIESCH	30	116	84	200	<b>62</b>
10	1996	HUN	VESZPREM	28	127	101	228	59
11	1998	NOR	TRONDHEIM	29	130	90	220	55
12	2000	FRA	ROANNE	20	74	61	135	33
13	2002	BUL	VARNA	25	87	79	166	32
14	2004	CZE	PILSEN	30	123	93	216	40
15	2006	SVK	KOSICE	29	125	98	223	41
16	2008	EST	TARTU	28	123	98	221	49
17	2010	SWE	BORLÄNGE	31	140	116	256	53
18	2012	ESP	ALICANTE	27	133	99	232	49
19	2014	CZE	OLOMUC	32	138	<b>120</b>	258	57
20	2016	HUN	MISKOLC	34	<b>150</b>	116	<b>266</b>	50
21	2018	FIN	KUORTANE	<b>34</b>	131	<b>118</b>	249	<b>54</b>





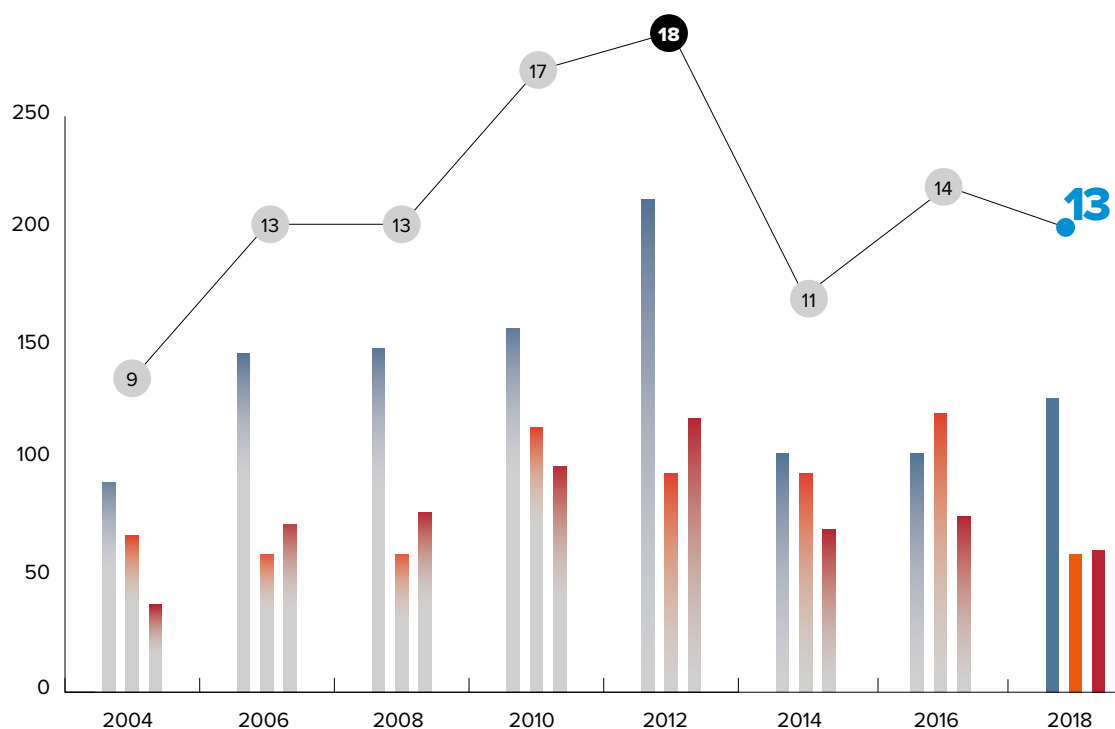
## ROWING



Edition	Year Année	Country Pays	City Ville	N° Countries Nb. Pays	Men Hommes	Women Femmes	Total	Officials Officiels
1	1984	ITA	MILAN	14	145	32	177	39
2	1986	NED	AMSTERDAM	13	136	42	178	67
3	1992	POL	POZNAN	11	132	23	155	49
4	1994	NED	GRONINGEN	17	147	33	180	70
5	1998	CRO	ZAGREB	23	217	74	291	86
6	2000	POL	POZNAN	16	162	67	229	65
7	2002	GBR	NOTTINGHAM	22	213	80	293	87
8	2004	FRA	BRIVE-LA-GAILLARDE	30	<b>262</b>	92	<b>354</b>	109
9	2006	LTU	TRAKAI	26	259	99	358	115
10	2008	SRB	BELGRADE	27	220	108	328	<b>124</b>
11	2010	HUN	SZEGED	28	251	99	350	98
12	2012	RUS	KAZAN	26	189	84	273	88
13	2014	FRA	GRAVELINES	<b>33</b>	239	97	336	106
14	2016	POL	Poznan	26	229	109	338	93
15	2018	CHN	SHANGHAI	23	186	<b>133</b>	319	72



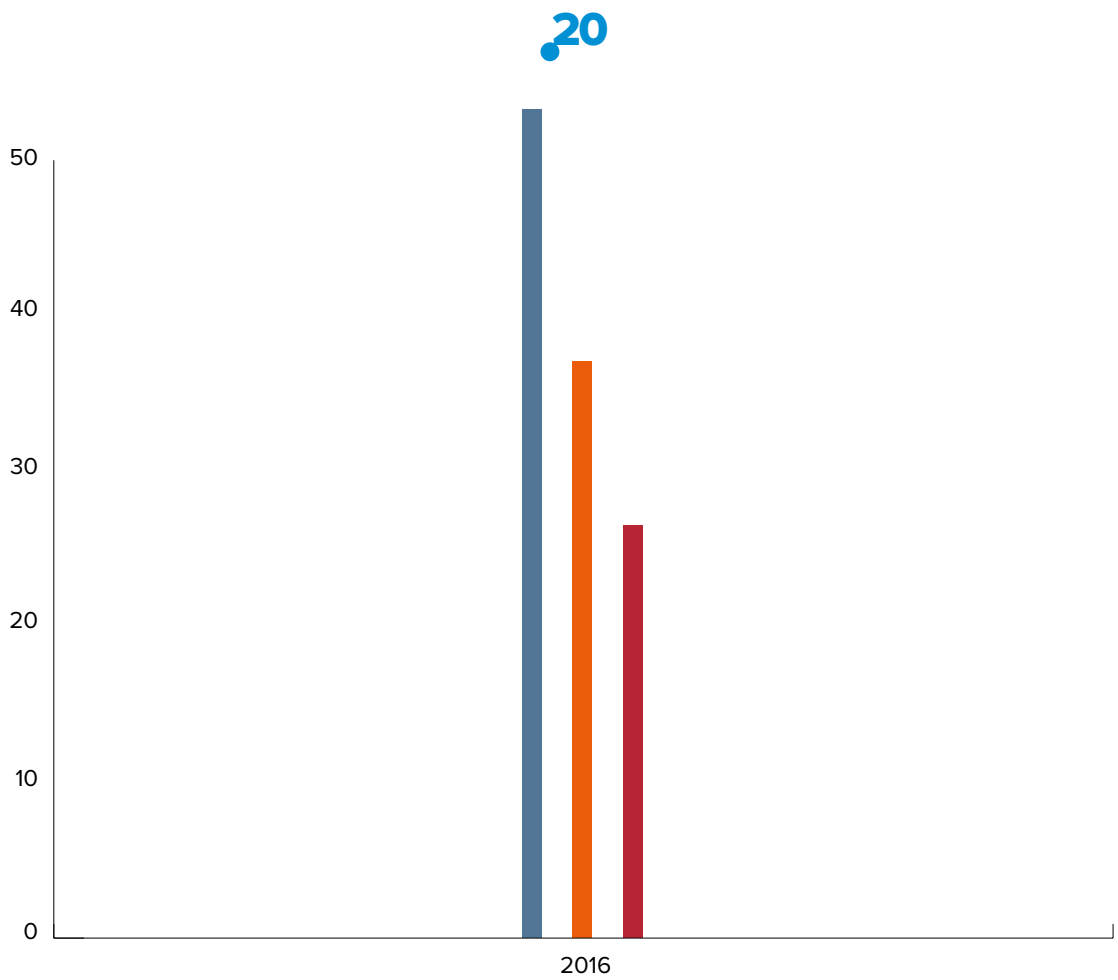
## RUGBY SEVENS



Edition	Year Année	Country Pays	City Ville	N° Countries Nb. Pays	Men Hommes	Women Femmes	Total	Officials Officiels
1	2004	CHN	BEIJING	9	91	68	159	38
2	2006	ITA	ROMA	13	147	60	207	73
3	2008	ESP	CORDOBA	13	149	60	209	78
4	2010	POR	PORTO	17	158	115	273	98
5	2012	FRA	BRIVE-LA-GAILLARDE	18	214	95	309	119
6	2014	BRA	SAO JOSE DO CAMPOS	11	104	95	199	70
7	2016	GBR	SWANSEA	14	104	121	225	77
8	2018	NAM	SWAKOPMUND	13	126	60	186	62



SAMBO

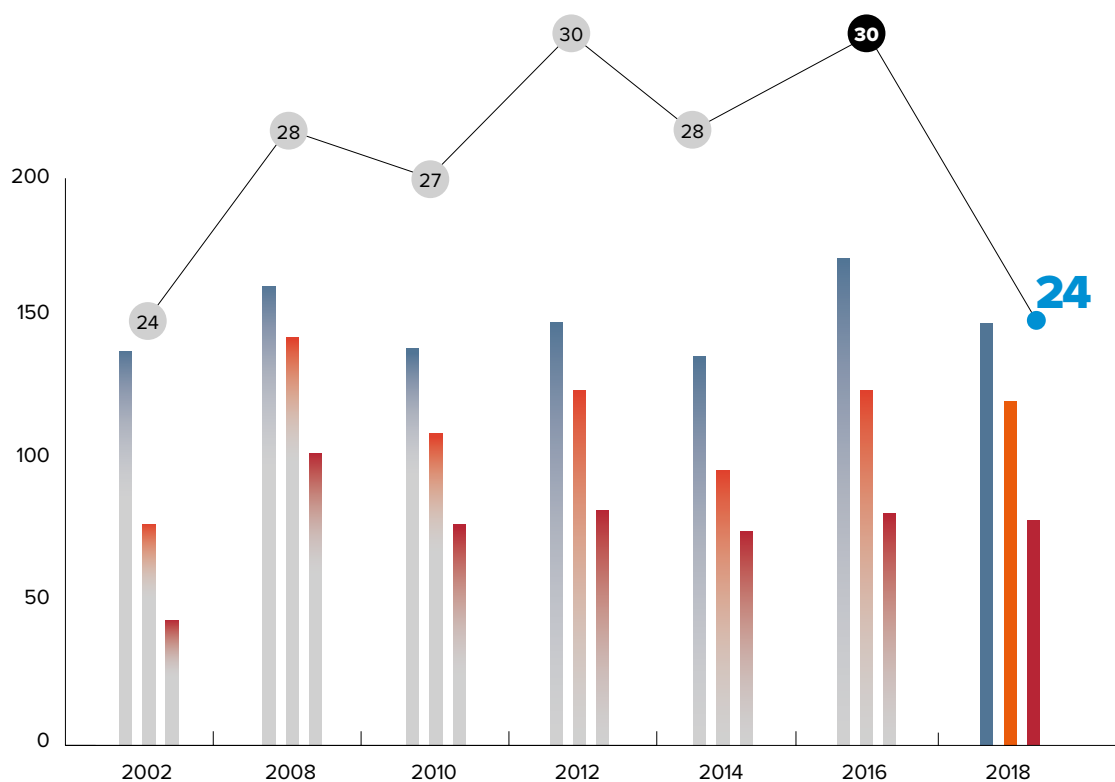


Edition	Year Année	Country Pays	City Ville	N° Countries Nb. Pays	Men Hommes	Women Femmes	Total	Officials Officiels
2	2016	CYP	NICOSIA	20	55	37	92	26





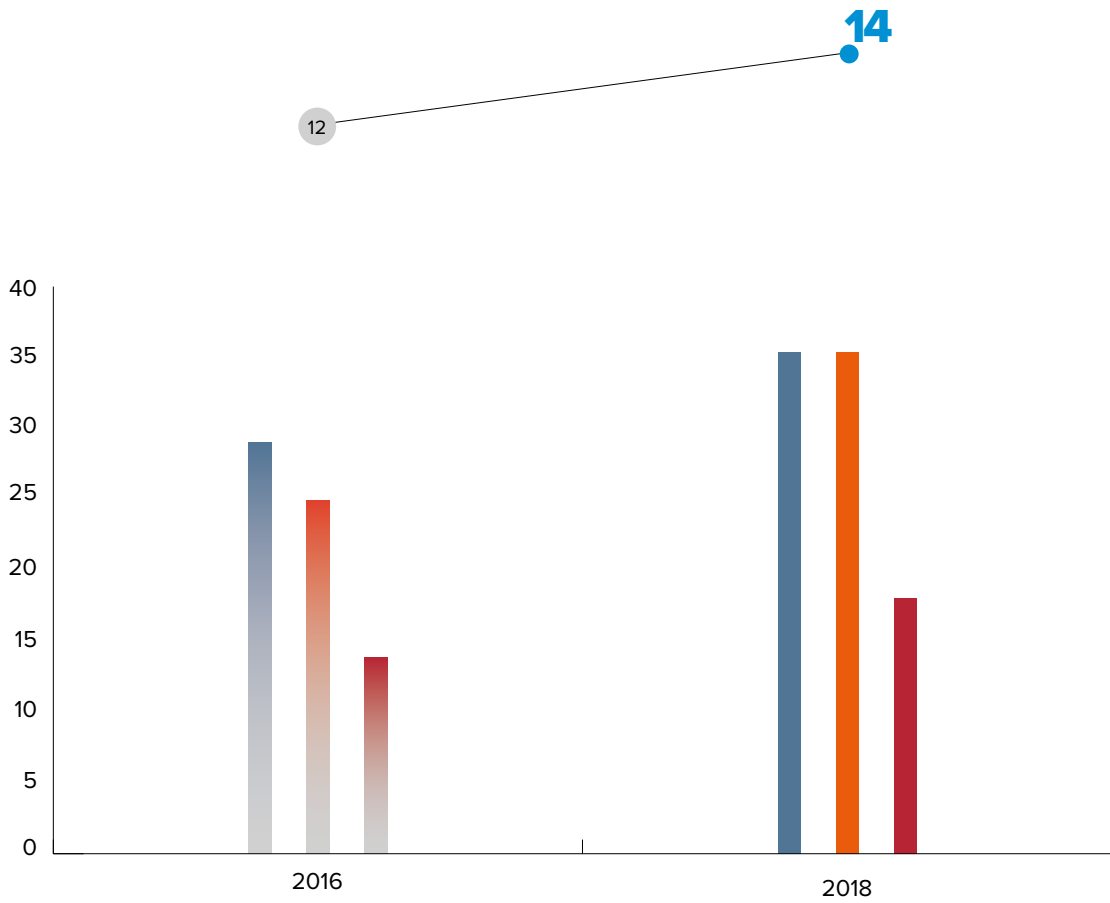
## SHOOTING SPORT



Edition	Year Année	Country Pays	City Ville	N° Countries Nb. Pays	Men Hommes	Women Femmes	Total	Officials Officiels
1	2002	CZE	PILSEN	24	139	78	217	44
2	2008	CHN	BEIJING	28	162	<b>144</b>	<b>306</b>	<b>103</b>
3	2010	POL	WROCLAW	27	140	110	250	78
4	2012	RUS	KAZAN	30	149	125	274	83
5	2014	UAE	AL AIN	28	126	94	220	75
6	2016	POL	BYDGOSZCZ	<b>30</b>	<b>173</b>	128	301	81
7	2018	MAS	KUALA LUMPUR	24	144	<b>121</b>	265	<b>80</b>



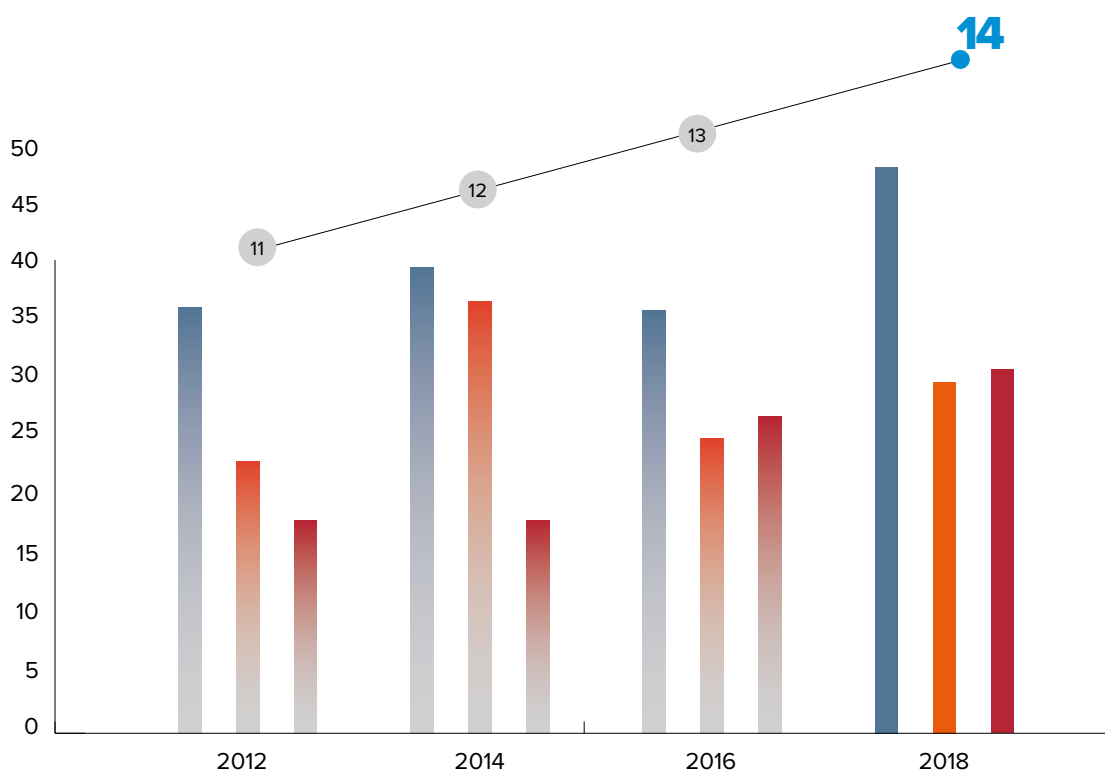
SKI ORIENTEERING



Edition	Year Année	Country Pays	City Ville	N° Countries Nb. Pays	Men Hommes	Women Femmes	Total	Officials Officiels
1	2016	RUS	TULA	12	29	25	54	14
2	2018	EST	TARTU	14	36	36	72	18



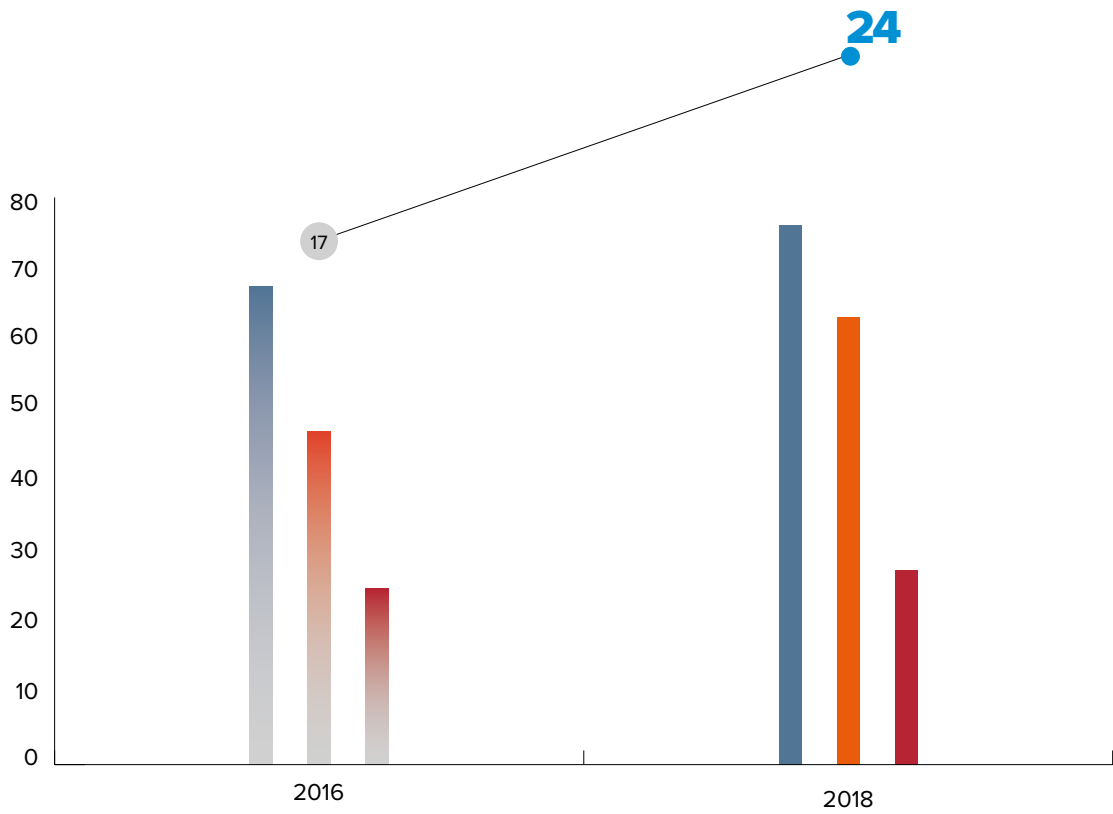
## SPEED SKATING



Edition	Year Année	Country Pays	City Ville	N° Countries Nb. Pays	Men Hommes	Women Femmes	Total	Officials Officiels
1	2012	POL	ZAKOPANE	11	36	23	59	18
2	2014	KAZ	ALMATY	12	40	37	77	25
3	2016	ITA	BASELGA DI PINÈ	13	36	25	61	27
4	2018	BLR	MINSK	14	49	30	79	31



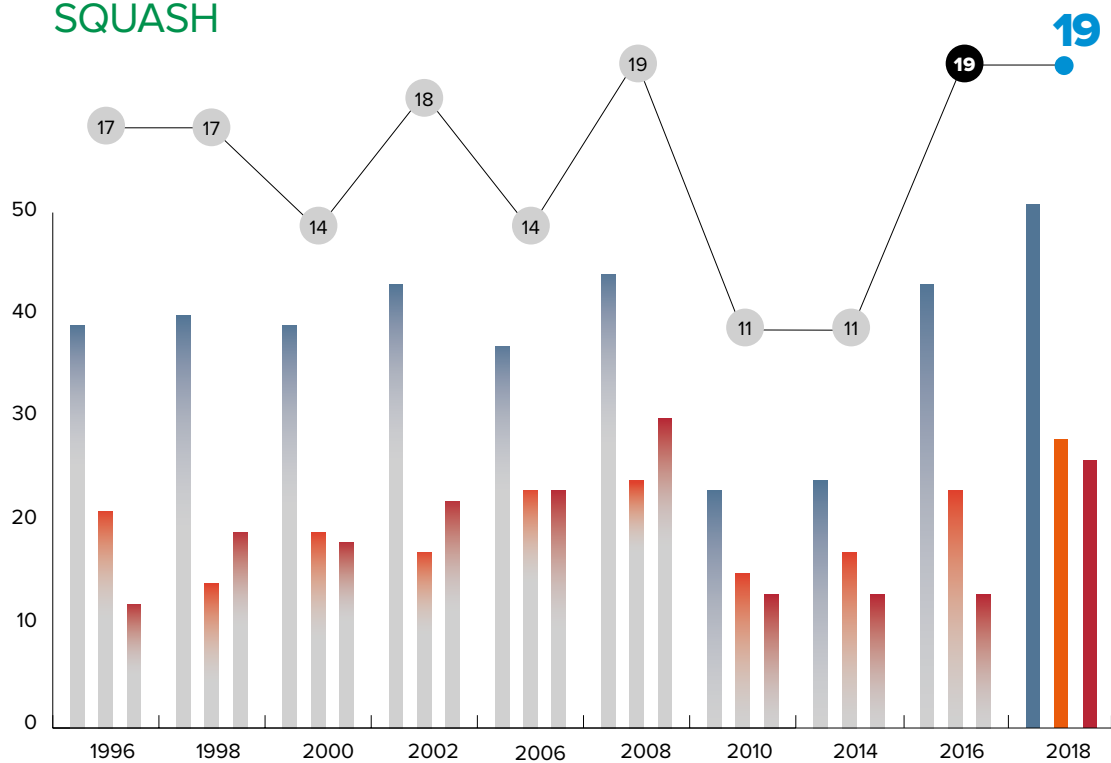
SPORT CLIMBING



Edition	Year Année	Country Pays	City Ville	N° Countries Nb. Pays	Men Hommes	Women Femmes	Total	Officials Officiels
1	2016	CHN	SHANGHAI	17	69	46	115	23
2	2018	SVK	BRATISLAVA	24	79	63	142	26



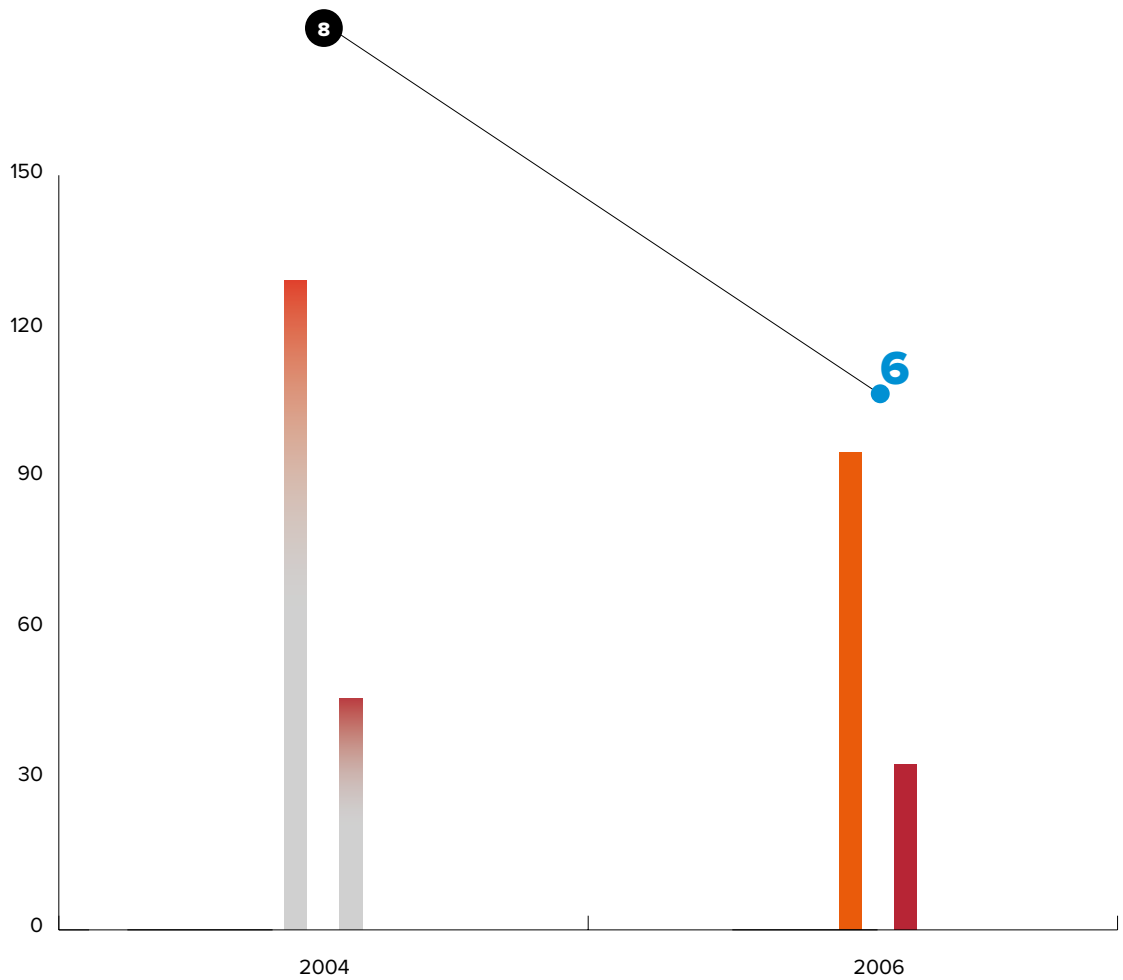
## SQUASH



Edition	Year Année	Country Pays	City Ville	N° Countries Nb. Pays	Men Hommes	Women Femmes	Total	Officials Officiels
1	1996	NED	MAASTRICHT	17	39	21	60	12
2	1998	GBR	CARDIFF	17	40	14	54	19
3	2000	CZE	PILSEN	14	39	19	58	18
4	2002	AUT	LINZ	18	43	17	60	22
5	2006	HUN	SZEGED	14	37	23	60	23
6	2008	EGY	CAIRO	19	44	24	68	<b>30</b>
7	2010	AUS	MELBOURNE	11	23	15	38	13
8	2014	IND	CHENNAI	11	24	17	41	23
9	2016	MAS	KUALA LUMPUR	19	43	23	66	35
10	2018	GBR	BIRMINGHAM	<b>19</b>	<b>51</b>	<b>27</b>	<b>78</b>	<b>25</b>



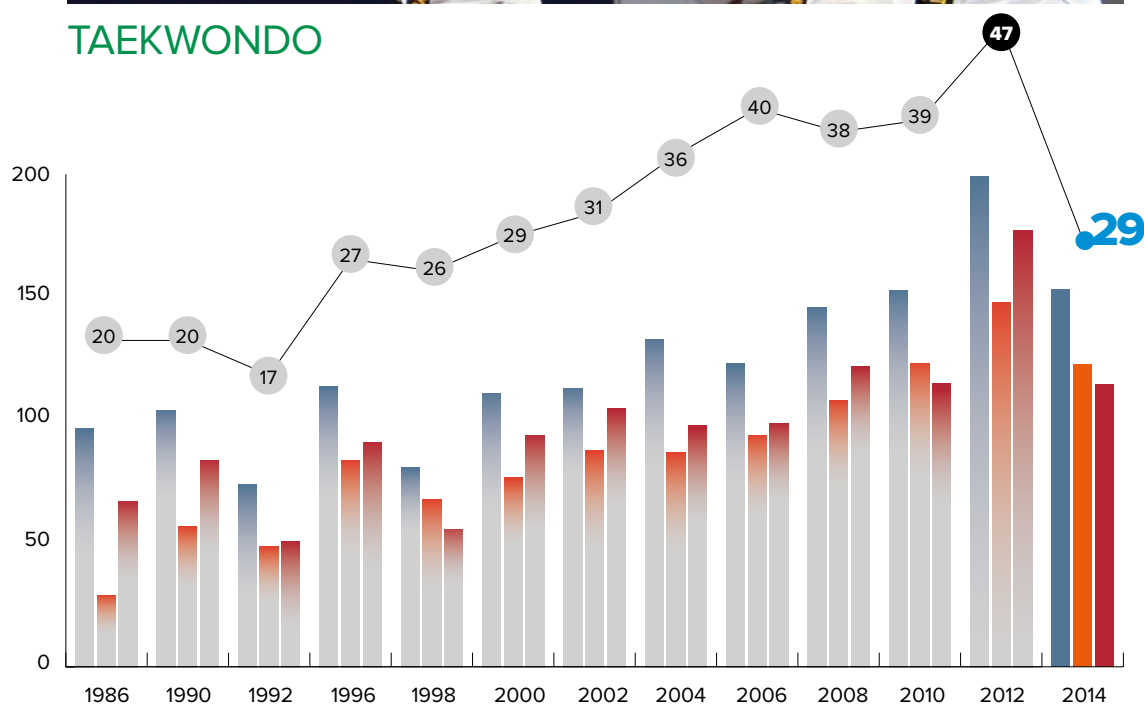
SOFTBALL



Edition	Year Année	Country Pays	City Ville	N° Countries Nb. Pays	Women Femmes	Total	Officials Officiels
1	2004	USA	PLANT CITY	8	129	129	46
2	2006	TPE	TAINAN CITY	6	95	95	33



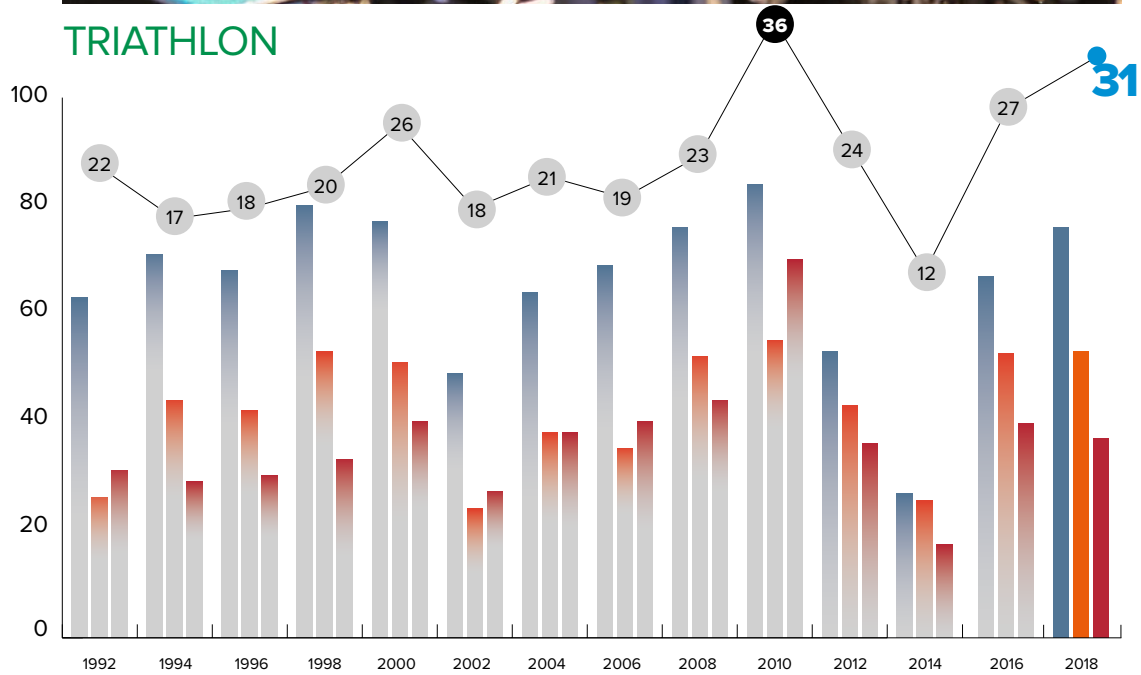
## TAEKWONDO



Edition	Year Année	Country Pays	City Ville	N° Countries Nb. Pays	Men Hommes	Women Femmes	Total	Officials Officiels
1	1986	USA	BERKELEY	20	97	29	126	67
2	1990	ESP	SANTANDER	20	104	57	161	84
3	1992	MEX	GUADALAJARA	17	74	49	123	51
4	1996	RUS	ST. PETERSBURG	27	114	84	198	91
5	1998	MEX	MEXICO	26	81	68	149	56
6	2000	TPE	KAOHSIUNG	29	111	77	188	94
7	2002	USA	BERKELEY	31	113	88	201	105
8	2004	GRE	PATRAS	36	133	87	220	98
9	2006	ESP	VALENCIA	40	123	94	217	99
10	2008	SRB	BELGRADE	38	146	108	254	122
11	2010	ESP	VIGO	39	153	123	276	115
12	2012	KOR	POCHEON	<b>47</b>	<b>199</b>	<b>148</b>	<b>347</b>	<b>177</b>
13	2014	CHN	HOHHOT	29	154	122	276	113



## TRIATHLON

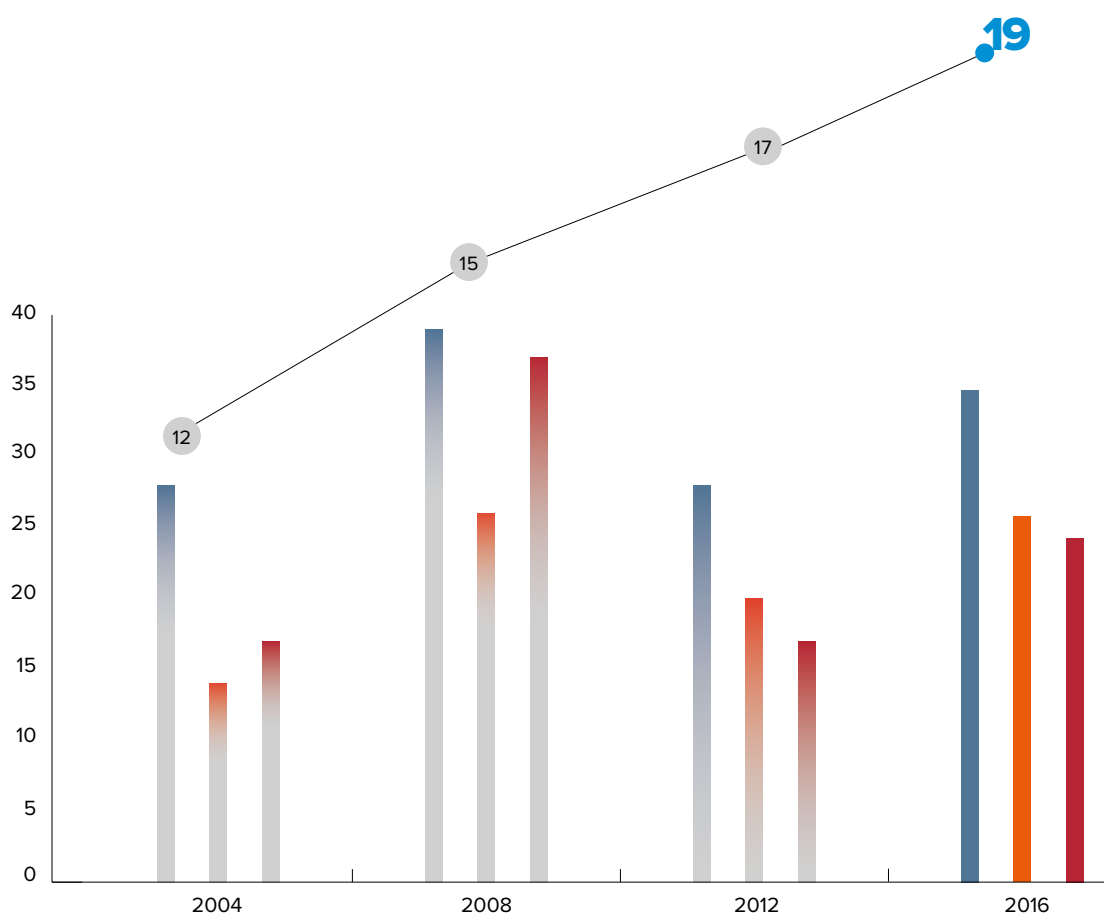


Edition	Year Année	Country Pays	City Ville	N° Countries Nb. Pays	Men Hommes	Women Femmes	Total	Officials Officiels
1	1992	GER	DARMSTADT	22	63	26	89	31
2	1994	FRA	NANTES	17	71	44	115	29
3	1996	CZE	LIBEREC	18	68	42	110	30
4	1998	GER	KIEL	20	80	53	133	33
5	2000	HUN	TISZAUJVAROS	26	77	51	128	40
6	2002	JPN	NANAO	18	49	24	73	27
7	2004	ESP	PALMA	21	64	38	102	38
8	2006	SUI	LAUSANNE	19	69	35	104	40
9	2008	TUR	ERDEK	23	76	52	128	44
10	2010	ESP	VALENCIA	<b>36</b>	<b>84</b>	<b>55</b>	<b>139</b>	<b>70</b>
11	2012	TPE	YILAN COUNTY	24	53	43	96	36
12	2014	BRA	BRASILIA	12	26	25	51	17
13	2016	SUI	NYON	27	66	58	124	40
14	2018	SWE	KALMAR	31	76	53	129	37





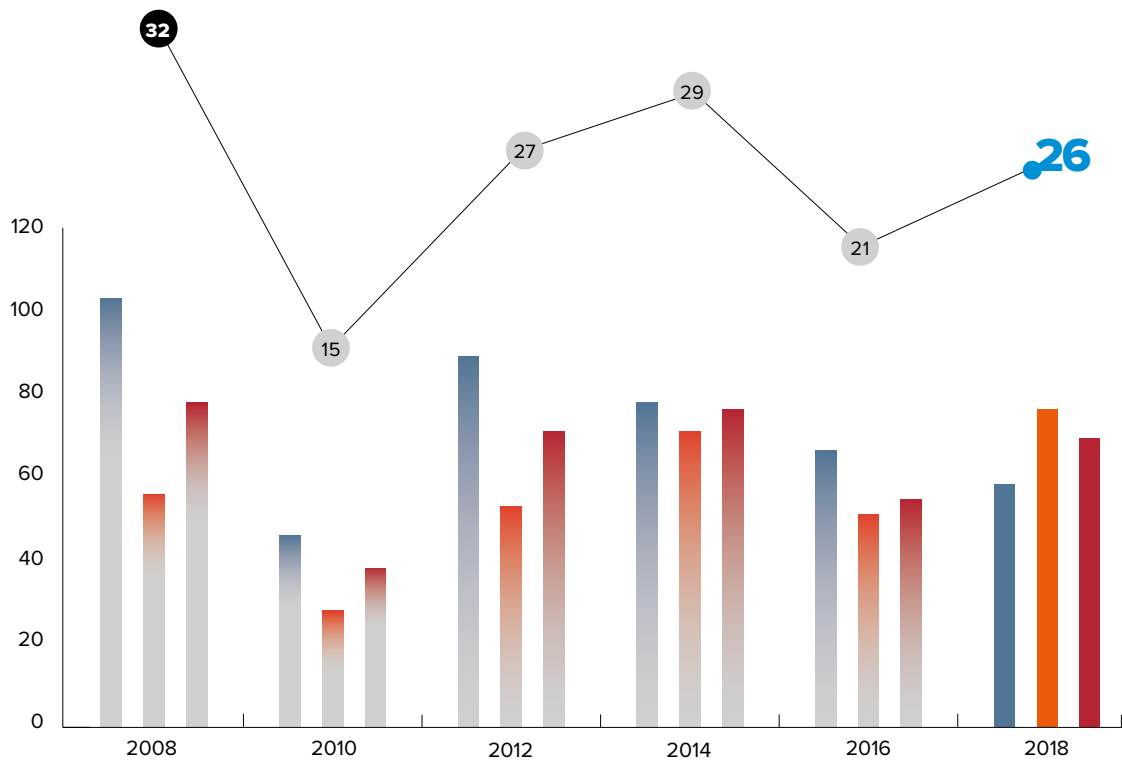
## WATERSKI



Edition	Year Année	Country Pays	City Ville	N° Countries Nb. Pays	Men Hommes	Women Femmes	Total	Officials Officiels
1	2004	RUS	BALAKOVO	12	28	14	42	17
2	2008	CHN	TIANJIN	15	<b>39</b>	26	<b>65</b>	<b>37</b>
3	2012	CHI	SANTIAGO	17	28	20	48	17
4	2016	JPN	AKITA	<b>19</b>	35	<b>26</b>	61	24



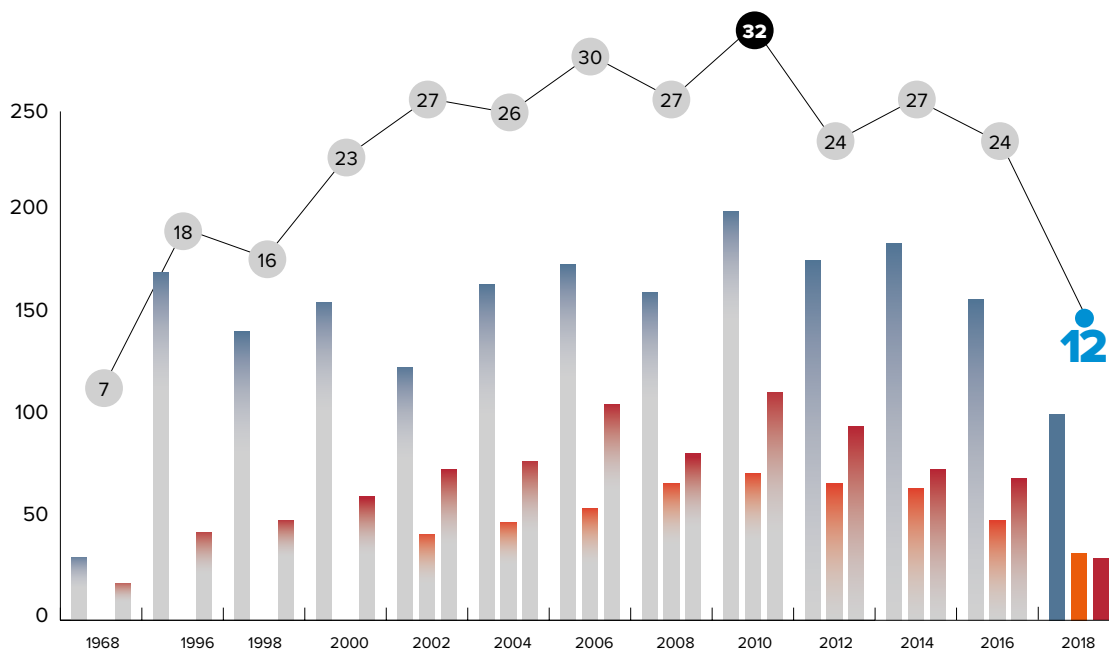
## WEIGHTLIFTING



Edition	Year Année	Country Pays	City Ville	N° Countries Nb. Pays	Men Hommes	Women Femmes	Total	Officials Officiels
1	2008	GRE	KOMOTINI	32	103	56	159	78
2	2010	TPE	TAICHUNG	15	46	28	74	38
3	2012	ISR	EILAT	27	89	53	142	71
4	2014	THA	CHIANG MAI	29	78	71	149	77
5	2016	MEX	MERIDA	21	65	51	115	54
6	2018	POL	BIALA PODLASKA	26	59	77	136	68



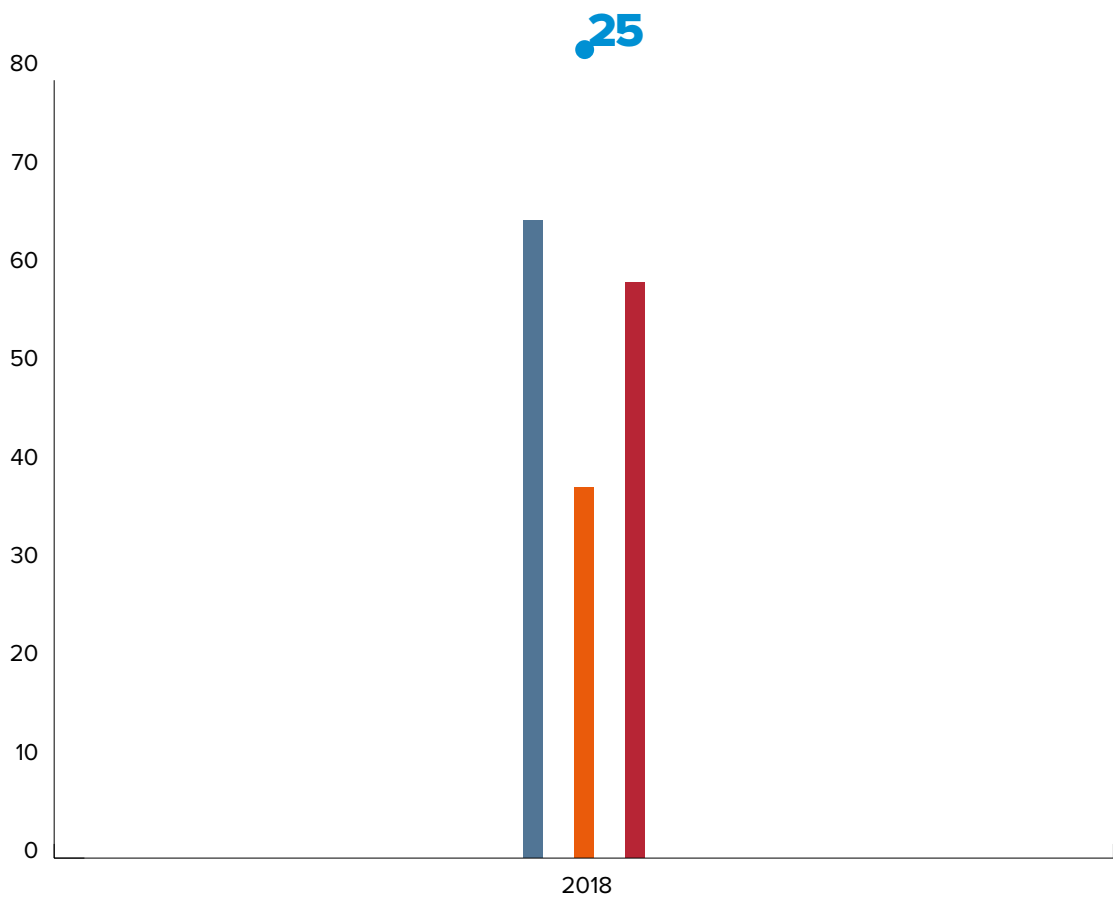
## WRESTLING



Edition	Year Année	Country Pays	City Ville	N° Countries Nb. Pays	Men Hommes	Women Femmes	Total	Officials Officiels
1	1968	TUR	ISTANBUL	7	31	-	31	18
2	1996	IRI	TEHRAN	18	171	-	171	43
3	1998	TUR	ANKARA	16	142	-	142	49
4	2000	JPN	TOKYO	23	156	-	156	61
5	2002	CAN	EDMONTON	27	124	42	166	74
6	2004	POL	LODZ	26	165	48	213	78
7	2006	MGL	ULAANBAATAR	30	175	55	230	106
8	2008	GRE	THESSALONIKI	27	161	67	228	82
9	2010	ITA	TORINO	<b>32</b>	<b>201</b>	<b>72</b>	<b>273</b>	<b>112</b>
10	2012	FIN	KUORTANE	24	177	67	244	95
11	2014	HUN	PECS	27	182	66	248	73
12	2016	TUR	CORUM	24	157	50	207	69
13	2018	BRA	GOIÂNIA	12	101	34	135	30



WUSHU



Edition	Year Année	Country Pays	City Ville	N° Countries Nb. Pays	Men Hommes	Women Femmes	Total	Officials Officiels
1	2018	MAC	MACAU	25	67	37	104	57



**“TODAY’S  
STARS   
TOMORROW’S  
LEADERS”**

